

Free translation from the original prepared in Spanish for publication in Argentina

Generación Mediterránea S.A.

Financial Statements

At December 31, 2019
presented in comparative format

Free translation from the original prepared in Spanish for publication in Argentina

Generación Mediterránea S.A.

FINANCIAL STATEMENTS

At December 31, 2019

presented in comparative format

Contents

Glossary of technical terms

Annual Report

Financial statements

Statement of Financial Position

Statement of Comprehensive Income

Statement of Changes in Equity

Statement of Cash Flows

Notes to the Financial Statements

Summary of activity

Additional information required by Section 12, Chapter III, Title IV, of the National Securities Commission regulations

Independent Auditors' Report

Report of the Syndics' Committee

Free translation from the original prepared in Spanish for publication in Argentina

Generación Mediterránea S.A.

GLOSSARY OF TECHNICAL TERMS

The following are not technical definitions, but they are helpful for the reader's understanding of some terms used in the notes to the financial statements of the Company.

| Terms | Definitions |
|--------------|--|
| /day | Per day |
| AESA | Albanesi Energía S.A. |
| AFIP | Federal Administration of Public Revenue |
| AJSA | Alba Jet S.A. |
| ASA | Albanesi S.A. |
| AVRC | Alto Valle Río Colorado S.A. |
| BADCOR | Adjusted BADLAR rate |
| BADLAR | Interest rate paid by financial institutions on average on time deposits for over one million pesos. |
| BCRA | Central Bank of Argentina |
| BDD | Bodega del Desierto S.A. |
| CAMMESA | Compañía Administradora del Mercado Mayorista Eléctrico S.A. (Wholesale Electricity Market Management Company) |
| CC | Combined cycle |
| IFRIC | International Financial Reporting Interpretations Committee |
| CNV | National Securities Commission |
| CTE | Central Térmica Ezeiza located in Ezeiza, Buenos Aires. |
| CTF | Central Térmica Frías, located in Frías, Santiago del Estero |
| CTI | Central Térmica Independencia located in San Miguel de Tucumán, Tucumán. |
| CTLB | Central Térmica La Banda located in La Banda, Santiago del Estero |
| CTMM | Central Térmica Modesto Maranzana located in Río Cuarto, Córdoba |
| CTR | Central Térmica Roca S.A./The Company |
| CTRi | Central Térmica Riojana located in La Rioja, La Rioja |
| CVP | Variable Production Cost |
| Dam3 | Cubic decameter. Volume equivalent to 1,000 (one thousand) cubic meters |
| DH | Historical Availability |
| DIGO | Offered guaranteed Availability |
| Availability | Percentage of time in which the power plant or machinery, as applicable, is in operation (generating power) or available for power generation, but not called by CAMMESA |
| DMC | Minimum Availability Committed |
| DO | Target Availability |
| DR | Registered Availability |
| The Group | Albanesi S.A. jointly with its subsidiaries and other related companies |
| ENARSA | Energía Argentina S.A. |
| Energía Plus | Plan created under ES Resolution No. 1281/06 |
| ENRE | National Electricity Regulatory Authority |
| EPEC | Empresa Provincial de Energía de Córdoba |
| FACPCE | Argentine Federation of Professional Councils in Economic Sciences |
| FONINVEMEM | Fund for investments required to increase the electric power supply in the WEM |
| GE | General Electric |
| GENCEN | Generación Centro S.A. |
| GLSA | Generación Litoral S.A. |
| GMSA | Generación Mediterránea S.A. |
| Large Users | WEM agents classified according to their consumption into: GUMAs, GUMEs, GUPAs and GUDIs |
| GROSA | Generación Rosario S.A. |

Free translation from the original prepared in Spanish for publication in Argentina

GLOSSARY OF TECHNICAL TERMS (Cont'd)

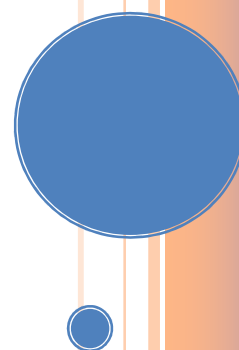
| Terms | Definitions |
|----------------------------------|--|
| GUDIs | Large Demand from Distributors' customers, with declared or demanded supply of over 300kW |
| GUMAs | Major Large Users |
| GUMEs | Minor Large Users |
| GUPAs | Large Users - Individuals |
| GW | Gigawatt Unit of power equivalent to 1,000,000,000 watts |
| GWh | Gigawatt-hour Unit of energy equivalent to 1,000,000,000 watts hour |
| HRSG | Heat recovery steam generator |
| IASB | International Accounting Standards Board |
| IGJ | Legal Entities Regulator |
| IPC | Consumer Price Index |
| IPIM | Wholesale Price Index |
| kV | Kilovolt Unit of electromotive force which is equal to 1,000 volts |
| kW | Kilowatt Unit of power equivalent to 1,000 watts |
| kWh | Kilowatt-hour Unit of energy equivalent to 1,000 watts hour |
| LGS | General Companies Law |
| LVFVD | Sales liquidations with maturity date to be defined |
| MAPRO | Major Scheduled Maintenance |
| MAT | Futures market |
| WEM | Wholesale Electric Market |
| MMm3 | Million cubic meters |
| MVA | Mega-volt ampere, unit of energy equivalent to 1 volt x 1 ampere x 106 |
| MW | Megawatt Unit of power equivalent to 1,000,000 watts |
| MWh | Megawatt hour Unit of energy equivalent to 1,000,000 watts hour |
| ARG GAAP | Argentine Generally Accepted Accounting Principles |
| IAS | International Accounting Standards |
| IFRS | International Financial Reporting Standards |
| NAUDCO | New Agreed Upon Date for Commercial Operation |
| ODS | Sustainable Development Objectives |
| ON | Negotiable Obligations |
| GDP | Gross Domestic Product |
| PWPS | Pratt & Whitney Power System Inc |
| RECPAM (Purchasing Power Parity) | Result of exposure to the change in the purchasing power of the currency |
| Resolution No. 220/07 | Regulatory framework for the sale of energy to CAMMESA through the "WEM Supply Contracts" under Energy Secretariat Resolution No. 220/07 |
| RG | General Resolution |
| RGA | Rafael G. Albanesi S.A. |
| RSE | Corporate social responsibility |
| RT | Technical Pronouncements |
| SADI | Argentine Interconnection System |
| ES | Energy Secretariat |
| SEK | Swedish crowns |
| GSE | Government Secretariat of Energy |
| SHCT | Health, Safety and Hygiene at work |
| TRASNOA S.A. | Empresa de Transporte de Energía Eléctrica por Distribución Troncal del Noroeste Argentino S.A. |
| UG | Generating unit |
| CGU | Cash Generating Unit |
| USD | US Dollars |

Free translation from the original prepared in Spanish for publication in Argentina



Generación Mediterránea S.A.

Annual Report for Fiscal Year 2019



Free translation from the original prepared in Spanish for publication in Argentina

Generación Mediterránea S.A.

Annual Report for Fiscal Year 2019

CONTENTS

| | |
|---|-----------|
| 1. COMPANY ACTIVITY | 1 |
| 2. MACROECONOMIC CONTEXT..... | 3 |
| 3. HIGHLIGHTS FOR FISCAL YEAR 2019 | 16 |
| 4. CORPORATE STRUCTURE | 30 |
| 5. OUTLOOK FOR FISCAL YEAR 2020..... | 31 |
| 6. DISTRIBUTION OF PROFITS | 32 |
| 7. ACKNOWLEDGEMENTS..... | 32 |

Annual Report for Fiscal Year 2019

To the Shareholders of GMSA,

In compliance with current legal and regulatory provisions, the Board of Directors submits for your consideration this Annual Report, the Summary of Activity, the Financial Statements, Statements of Comprehensive Income, Statements of Changes in Equity, Statements of Cash Flows, and Notes to the Financial Statements for the year ended Tuesday, December 31, 2019.

1. ACTIVITY OF THE COMPANY

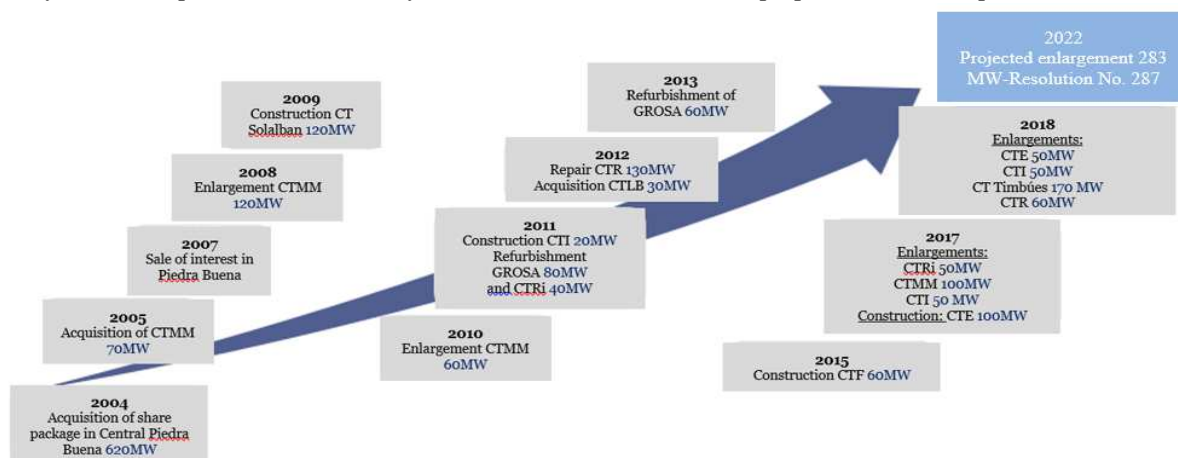
GMSA's main line of business is the conventional thermal power generation. It has six thermal power plants operating throughout the whole country fed with natural gas as well as diesel as alternative fuel. They sell the energy generated in accordance with different regulatory frameworks. GMSA's nominal installed capacity is 900 MW.

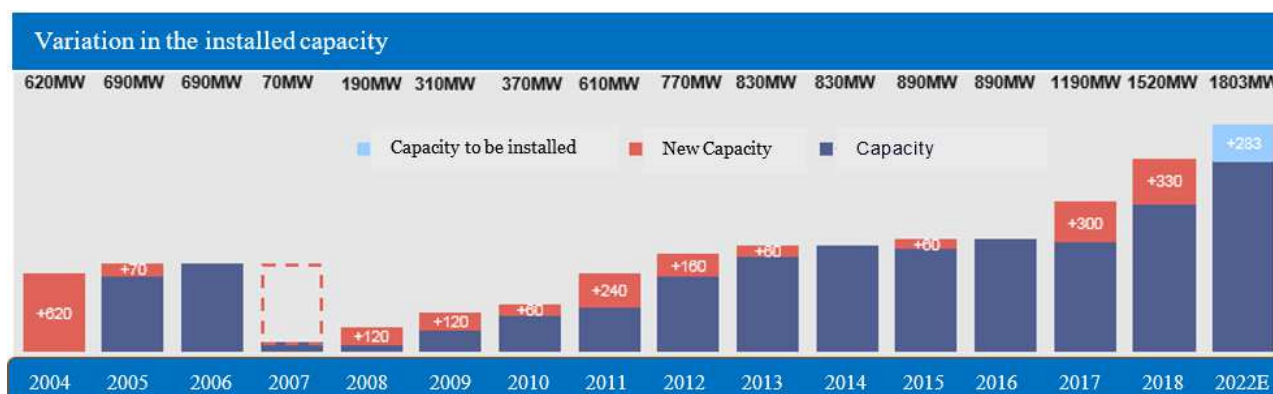
| Power Plant | Nominal installed capacity | Resolution | Location |
|--|----------------------------|--|--------------------------------|
| Central Térmica Modesto Maranzana (CTMM) | 350 MW | ES Nos. 220/07, 1281/06 Plus and SRRyME 01/2019 | Río Cuarto, Córdoba |
| Central Térmica Independencia (CTI) | 220 MW | ES Nos. 220/07, 1281/06 Plus, SEE 21/16 and SRRyME 01/2019 | San Miguel de Tucumán, Tucumán |
| Central Térmica Frías (CTF) | 60 MW | ES 220/07 and SRRyME 01/2019 | Frías, Santiago del Estero |
| Central Térmica Riojana (CTRI) | 90 MW | ES 220/07 and SRRyME 01/2019 | La Rioja, La Rioja |
| Central Térmica La Banda (CT LB) | 30 MW | SRRyME 01/2019 | La Banda, Santiago del Estero |
| Central Térmica Ezeiza (CT E) | 150 MW | SEE 21/16 | Ezeiza, Buenos Aires |
| Total nominal installed capacity | 900 MW | | |

GMSA is controlled by Albanesi S.A., an investing and financing company, which holds 95% of its capital and votes. ASA was established in 1994. Through its subsidiaries and related entities, the Company has invested in the energy market, in the power generation and commercialization segment, its main line of business to date.

Grupo Albanesi had at the date these financial statements were signed a total installed capacity of 1,520 MW, representing 6.1% of the total installed thermoelectric capacity in Argentina, it being expanded with additional 283 MW with all the new projects awarded and currently under way.

Grupo Albanesi entered the electricity market in 2004 with the purchase of the power plant Luis Piedra Buena S.A. In this way, the development of the electricity market became one of the main purposes of the Group.





Through EES Resolution No. 287 - E/2017 of May 10, 2017, the EES instructed CAMMESA to call for those interested parties to offer new thermal generation focused on closure of combined cycles and co-generation technology, with the commitment to install and start up new generation to meet the demand in the WEM.

GMSA participated in that call and was awarded two projects for closure of combined cycles through SEE Resolution 926 – E/2017.

One of those projects is the closure of the combined cycle of the TG06 and TG07 units at CTMM, located in Río Cuarto, Province of Córdoba. The project consists in the installation of a new 54 MW Siemens SGT800 gas turbine (with a guaranteed power of 47.5 MW) and the conversion into combined cycle of the three gas turbines (3x1 configuration). For such conversion, a heat recovery steam generator that will generate steam at two pressures will be installed at the outflow of the gas turbines to feed a steam turbine SST-600 that will supply an additional 65 MW to the network, as well as the necessary infrastructure for its operation and maintenance. The project for the closure of CTMM combined cycle will enable contributing a further 112.5 MW to SADI. The addition of the new gas turbine will demand more fuel for the system. The addition of the steam turbine will contribute 65 MW, without additional consumption of fuel, with the complete cycle recording a specific consumption of 1,590 Kcal/KWh.

Another awarded project was the closure of the combined cycle of CTE TG01, TG02 and TG03 units. The project related to this bidding process consists in i) the installation of a fourth Siemens SGT-800 gas turbine of 54 MW and ii) the conversion into combined cycle of the four gas turbines. For the conversion into combined cycle, a steam recovery boiler will be installed at the gas exhaust of each of the gas turbines, which will produce steam in two pressures to feed two steam turbines (2x1 configuration) that will deliver 44 MW each to the network. The project for the closure of CTE combined cycle will enable contributing a further 138 MW to SADI. Although the new gas turbine to be installed will consume additional fuel, the inclusion of two steam turbines will contribute a further 88 MW without additional fuel consumption, and the two full cycles will have a specific consumption of 1,590 Kcal/KWh.

On September 2, 2019, the SRRYME Resolution No. 25/2019 was published whereby the generating agents awarded projects under ESS Resolution No. 287/2017 were authorized to extend the commercial authorization term.

On October 2, 2019, the Company used the option established in the Resolution to formally state a New Date for the Commercial Authorization Committed (NFHCC) under the wholesale demand agreements entered into in accordance with ESS Resolution No. 287/2017 belonging to CTE and CTMM, respectively.

For this purpose, the Company has stated as NFHCC December 6, 2022, for both agreements.

2. MACROECONOMIC CONTEXT

International context

According to IMF's World Economic Outlook report issued in January 2020, global growth in 2019 has been estimated at 2.9%, despite the slowdown in some emerging economy markets, particularly India.

A global growth of 3.3% and 3.4% is projected for 2020 and 2021, respectively.

From a positive viewpoint, the behavior shown by markets has been stimulated by indications that the manufacturing activity and international trade are reaching a turning point, by a general reorientation towards an accommodative monetary policy, and by intermittently favorable news about commercial negotiations between the United States and China. However, global macroeconomic data have not yet shown visible signs of turning points.

Regional context

In Latin America, growth is expected to recover from 0.1% estimated in 2019 to 1.6% and 2.3% in 2020 and 2021, respectively. Revisions are due to reduced growth prospects in Mexico in 2020 and 2021, among other reasons, as a result of the continuous weaknesses shown by investment and a significant downward revision to the growth forecast for Chile, which has been affected by social tension. These revisions are partly offset against an upward revision to the 2020 forecast for Brazil, thanks to the better attitude following the approval of the pension reform and the resolution of stocks-related problems in the mining sector.

Argentina

The cumulative economic activity for Argentina up to November 2019 – measured by the EMAE (Monthly Economic Activity Estimator) – showed a 1.9% decrease with regard to the cumulative economic activity for the same period of 2018.

According to the Level of Activity Progress Report prepared by the INDEC, cumulative GDP for the first three quarters of 2019 showed a decrease of 1.7% compared with the same period of 2018.

The macroeconomic evolution for the third quarter of 2019 resulted in a -4.4% variation in global supply vis-à-vis the same period of the previous year, according to preliminary estimates and measured at 2004 prices as a result of a 1.7% decrease in GDP and a -13.4% variation in real imports of goods and services.

The global demand showed a 10.2% decrease in gross fixed capital formation, a 4.9% decrease in private consumption, a 0.9% decrease in public consumption, and a 14.2% increase in real exports of goods and services.

In seasonally adjusted terms with respect to the second quarter of 2019, imports grew by 1.3%, private consumption increased by 0.3%, public consumption fell by 0.1%, gross fixed capital formation maintained its level, while exports grew by 2.0%.

The industrial activity measured by the Manufacturing Industrial Production Index (Manufacturing IPI) decreased by 2.3% in October 2019 compared with the same period of 2018. Regarding the previous month, the original series with seasonality records an increase of 9.7%. The cumulative for the ten-month period of 2019 shows a decrease of 7.2%

compared to the same period of 2018. In October 2019, the index for the seasonally adjusted series shows a positive variation of 5.0% as against the previous month, and the series trend-cycle index records a positive variation of 0.1% as against the previous month.

According to the Consumer Price Index (IPC), prices showed a cumulative increase of 53.8% in 2019 (INDEC).

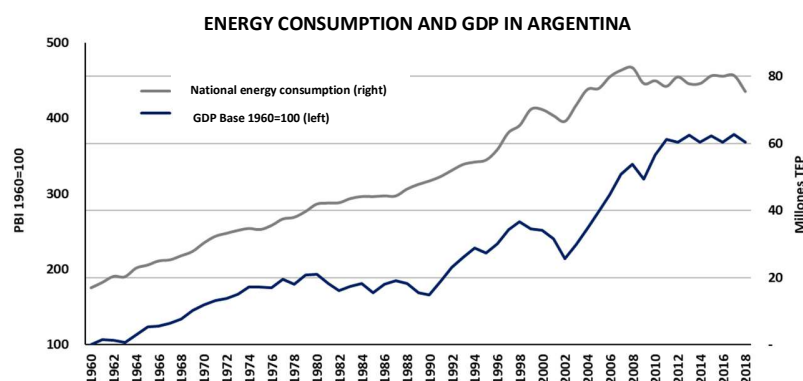
In the eleven-month period of 2019, exports reached 59.702 billion dollars, and imports, 45.992 billion dollars. International trade (exports plus imports) decreased by 10.4% and reached 105.694 billion dollars. The trade balance registered a trade surplus of 13.710 billion dollars. In the eleven-month period of 2019, exports increased by 5.8% (3.257 billion dollars) compared with the same period of 2018, mainly due to the 13.3% increase in quantities resulting from the drop in prices by 6.7%. Regarding large items, primary products, fuels and energy increased by 28.6%, 3.7% and 2.1%, respectively. In the eleven-month period of 2019, imports decreased by 25.3% compared with the same period of the previous year (-15.574 billion dollars). Prices dropped by 5.6%, and quantities reduced by 20.9%. Imports of capital goods, intermediate goods, fuels and lubricants, parts and accessories for capital goods, consumer goods and passenger motor vehicles fell by 31.5%, 15.6%, 33.1%, 16.3%, 27.0%, and 56.4%, respectively.

The BCRA met its Monetary Base (MB) target for October 2019. In late October, the average MB reached \$1.386 billion, which accounted for an overcompliance of \$4.9 billion (0.4%). The target MB for October of \$1.391 billion results from applying a monthly variation of 2.5% to the original target for September (\$1.411 billion) plus the impact of net foreign exchange transactions as from September 18 (-\$19.9 billion). For November, the Monetary Policy Council of the BCRA (COPOM) set a MB growth target of 2.5% compared with the target set for October, in line with BCRA's money demand projections, adjusted by the effects of the recent change in the cash reserve ratio (\$154 billion) to avoid an excessive monetary contraction. Accordingly, the resulting MB target for early November 2019 is estimated at \$1.584 billion, which will be adjusted based on net foreign exchange transactions for the month.

Structure of the energy sector

Energy demand and consumption in Argentina is positively related to Gross Domestic Product (GDP), which means that the greater the economic growth, the greater the consolidated demand for all energy products. In the last 59 years, energy consumption has shown a historical annual average growth of 2.7%, with an annual median of 0.8% since 2002.

The reduction in energy consumption recorded in 2018 and the weak recovery shown in 2019 take place in an unprecedented context of almost 9 years of economic stagnation, with a reduced growth of primary energy consumption. In the last four years, this economic stagnation was also influenced by the strong gas and electricity rate rebuilding process. This rate readjustment process has resulted in reduced growth of energy consumption, a probably temporary effect until the country resumes the path of sustained economic growth.



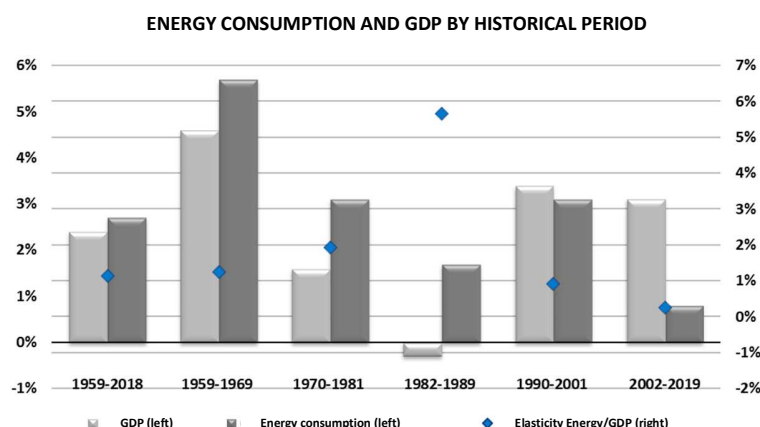
The growth in energy consumption during several years of the first decade of the 21st century resulted from high economic growth, which was driven mainly by the demand of energy products from the Residential and Commercial sectors, and to a lesser extent by the growth in Industrial sector consumption, as shown by the levels of gas, gasoline and, in particular, electricity consumption. The economic stagnation of the Argentine economy since 2011 has reduced energy consumption growth rates, which had shown significant increases above the historical median between 2003 and 2011, also as a result of the low rates that proved to be unsustainable for the Argentine economy.

The elasticity of energy consumption in relation to GDP in the last two political-economic cycles has been lower than in previous decades. The restrictions on energy demand due to insufficient supply and the need to import energy to supplement domestic supply had an impact on the economy, and on the Industrial sector in particular. If industrial development effectively expands, there will be greater energy supply needs.

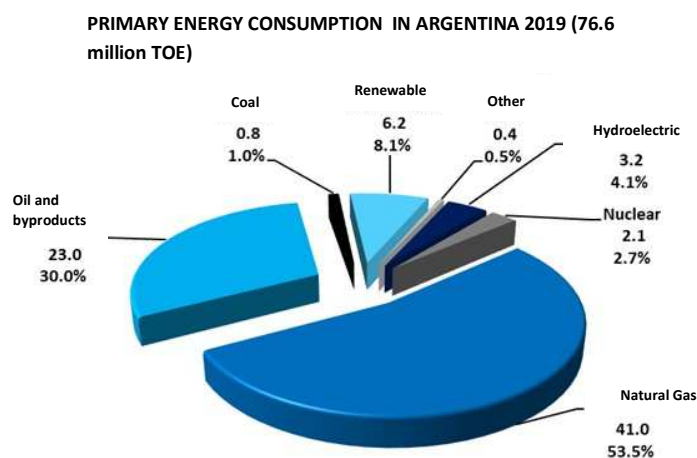
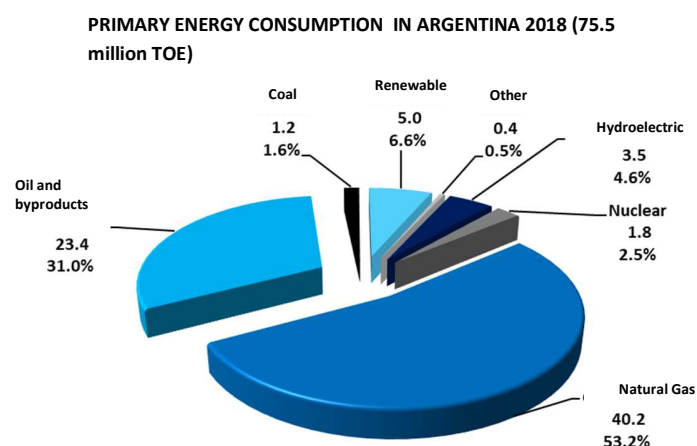
| HISTORICAL-ECONOMIC PERIOD | ANNUAL GDP | ENERGY CONSUMPTION | ELASTICITY ENERGY/GDP |
|----------------------------|------------|--------------------|-----------------------|
| 1959-2018 | 2.4% | 2.7% | 1.13 |
| 1959-1969 | 4.6% | 5.7% | 1.24 |
| 1970-1981 | 1.6% | 3.1% | 1.94 |
| 1982-1989 | -0.3% | 1.7% | 5.67 |
| 1990-2001 | 3.4% | 3.1% | 0.91 |
| 2002-2019 | 3.1% | 0.8% | 0.26 |

The restrictions on the supply of energy products, such as natural gas, in the last cycle of economic growth through to 2011 and the relatively moderate growth in energy demand in broad terms¹ are due to problems in the supply of these energy products, and to the growth in demand from the Residential-Commercial segment in a context of a slight to modest industrial recovery rather than from large energy consumers.

¹ From the analysis of a specific sector such as electricity, it may be observed that the demand growth rate for this energy product is higher than the GDP growth rate.



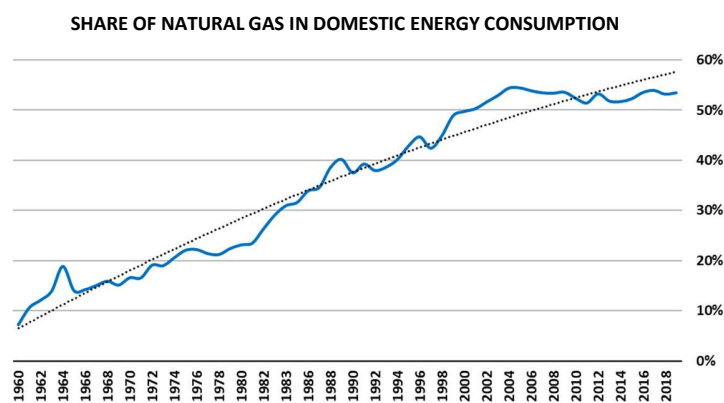
Argentine primary energy consumption is dependent upon hydrocarbons, which accounted for 86.8% in 2016, 86.5% in 2017, and 85.8% in 2018. Few changes are estimated for 2019, probably, 84.6%, due to the increase in renewable energy generation plants². This percentage of fossil-fuel sources has dropped slightly in the last years as a result of the obligation imposed on fuel supplying refineries to incorporate increasing ratios of biodiesel and bioethanol in their production of fossil fuels, such as diesel and gasoline.



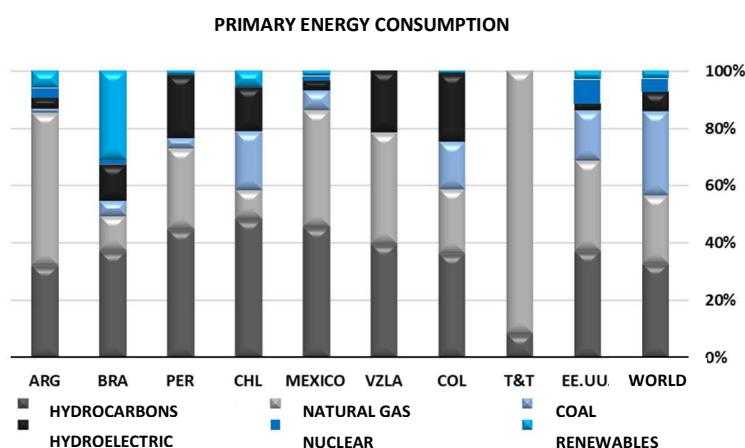
² Latest official data for 2018. Estimate for 2019 by G&G Energy Consultants, expressed in million Tons of Oil Equivalent (TOE) for Primary Energy Consumption.

Few countries show this structure of heavy reliance on oil and natural gas byproducts, and typically only those with significant oil and gas reserves. Although Argentina does not have large conventional oil and natural gas reserves in relation to its domestic demand, it has relevant potential in terms of unconventional gas and oil resources. Due to the nature, features and costs of the investments required, there are difficulties in modifying the current energy primary consumption structure in the short term; nevertheless, the government has set ambitious targets to increase the use of renewable energies in power supply.

The high reliance on natural gas – an estimated 53.2% in 2018 – fluctuates annually based on imports of natural gas and liquefied natural gas (LNG) and on local production to meet the demand. Despite the increase in domestic production that was observed in the 2018 winter season and, particularly, in 2019, and the imports of gas and LNG from Bolivia, the potential demand of natural gas is partially unsatisfied in winter in the industrial segment and in the thermoelectric generation segment³.

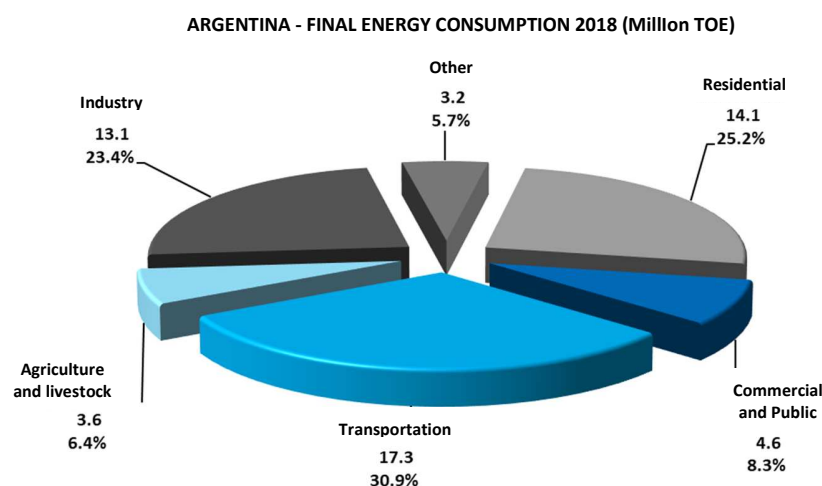


The countries within the region do not have a structure so biased towards hydrocarbons, although they do show a bias in the global average and in the USA.



³ In the absence of restrictions on gas demand, the share of this product in the primary matrix would be even higher.

Final energy consumption in Argentina –net of losses and transformation– is evenly distributed between the industrial and residential/commercial segments. This distribution is similar to that in other developing countries with a vast territory and medium sized population.



The characteristics of the Argentine energy supply and demand are summarized below:

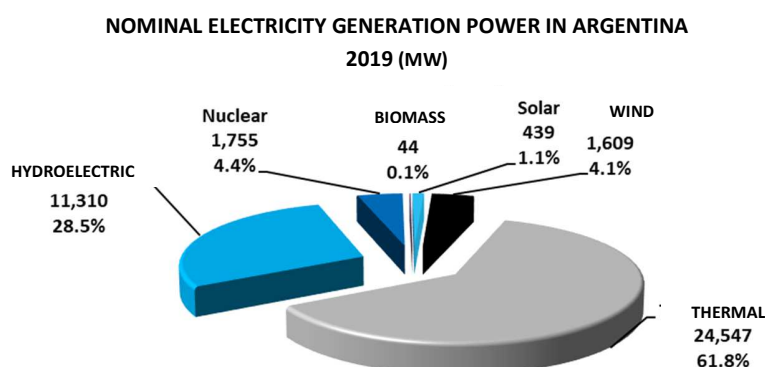
- An atypical breakdown featuring Oil and Gas as the predominant energy sources, typical only of large hydrocarbon exporters such as countries in the Middle East, Russia, African LNG exporters, or Venezuela.
- In addition, between 53% and 54% of internal primary energy consumption relies on natural gas with penetrating consumption, despite restrictions to discourage potential demand for this energy source in winter, which lead to substitution with alternate fuel sources for electric power generation, and to direct restrictions on industrial demand in certain branches of industry, surpassed by few countries with significant excess natural gas production.
- The domestic energy supply shows a recovery trend in line with the ongoing stagnation of domestic demand, which in 2018 and 2019 mitigated unmet demand issues, since the increase in investments in recent years allowed for an improvement in the supply due to the greater domestic supply.
- Both natural gas and electric energy demand is lower than the historical trend in some specific segments, such as residential and commercial, due to significant adjustment to the rates charged to consumers. Consequently, the growth rates of energy consumption in these segments are now lower than the historical rates due to the greater relative weight in general consumption. The new gas and electricity rate freeze imposed since December 2019 might revert this trend again, bringing it closer to that shown in 2002 and 2015.

ELECTRICITY DEMAND AND SUPPLY STRUCTURE

The electricity generation capacity in Argentina has evolved unevenly over the years, with periods of increased supply in response to the prevailing policies aimed at meeting electricity demand.

Although CAMMESA has reported there was a nominal power of 39,704 MW installed and commercially authorized in late 2019 – a net increase in nominal availability of 1,166 MW or 3.0% with respect to 2018⁴, representing effective available power because most of the equipment is new, available operating power in the 2019/2020 summer season was close to 33,000 MW, including a rotating reserve of approximately 1,800 MW, according to estimates by G&G Energy Consultants. The difference between nominal and effective power in late 2019 was due to restrictions on certain units caused by insufficient supply of fuel, difficulties in reaching the nominal yield, but mainly due to recurrent maintenance tasks or technical limitations in some generating units. It must also be considered that renewable units do not operate at their nominal power at all times but rather respond to erratic parameters.

Unlike 2017 and 2018, when a significant number of small engine units⁵ and GT units were incorporated in response to the contracts entered into under Resolution 21/2016, in 2019, closing to combined cycle or ST units in co-generation cycles, such as AESA's, started to be incorporated. In 2019, GT units of 159 MW only were incorporated compared with the 1,207 MW incorporated in 2018. In addition, 1010 MW were incorporated at closing to combined cycle compared with the 598 MW incorporated in 2018, and renewable units – mainly wind – of 1,128 MW compared to the 709 MW incorporated in 2018. No nuclear power generation capacity was incorporated, and availability from hydroelectric power plants improved by 22 MW.



The financial restrictions of the Government have an impact on the rate of incorporation of hydroelectric and nuclear power plants as a result of the large investments required and the extended execution terms. The recurrent fiscal crises of the Government result in delays and/or suspension of these large projects. Thus, successive governments have opted to foster the incorporation of thermoelectric generating units requiring lower investments and shorter terms for implementation, even though they use liquid and gas fuels. As production of these fuels has had a predictable and increasing development in Argentina – as it now happens again after the confirmation of the commercial exploitation of tight and shale gas –, its supply has not necessarily implied a restriction in the past. However, this thermoelectric generation policy has encountered increasing restrictions relating to the supply of locally produced fossil fuels, in particular natural gas.

Between 2016 and 2019, Macri's administration launched an aggressive program for hiring additional generating power, both from thermoelectric and renewable sources. The incorporation of supply was achieved through power availability and energy dispatch remuneration contracts in the case of thermal units, and available energy purchase contracts in the

⁴ 1,154 MW were incorporated in 2016, 2,210 MW, in 2017 and 2,357 MW, in 2018.

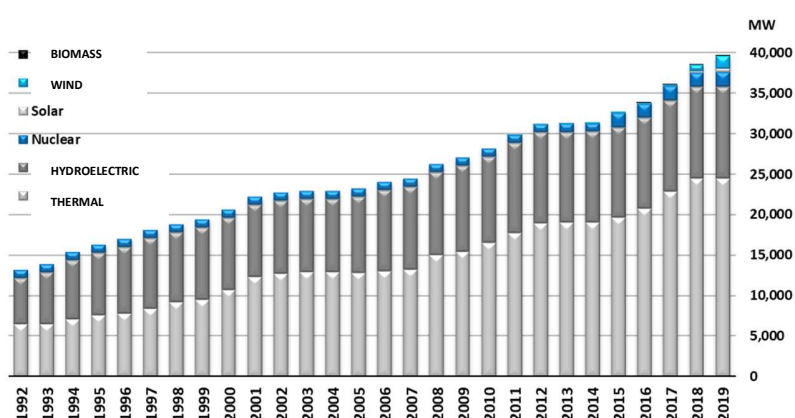
⁵ In 2018, 201 MW from this type of units were withdrawn. In 2019, diesel engines of 155 MW and ST units of 198 MW were withdrawn.

case of wind, solar, biomass generation units and small power stations.

Nominal Electricity Generation Capacity

The nominal installed capacity is concentrated on thermoelectric generation, although its unavailability is relatively high in relation to other sources of generation, except for nuclear energy. An important number of thermoelectric power generating units show unavailability on a recurrent basis, being unable to generate electricity in particular during the winter season, when fuel restrictions cause a reduction in available effective power.

CHANGES IN NOMINAL ELECTRICITY GENERATION CAPACITY



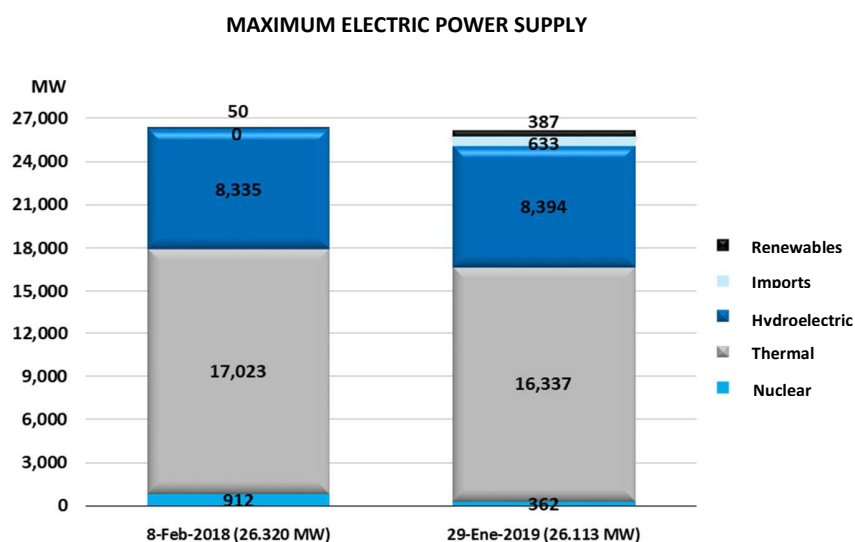
| NOMINAL ELECTRICITY GENERATION CAPACITY (MW)- MAY 2019 | | | | | | | | | | | | |
|--|--------------|--------------|---------------|--------------|---------------|--------------|---------------|------------|--------------|-----------|---------------|---------------|
| REGION | ST | GT | CC | DI | THERMAL | NUCLEAR | HYDROELECTRIC | SOLAR | WIND | BIOGAS | TOTAL | % |
| CUYO | 120 | 87 | 413 | 40 | 660 | 0 | 1.129 | 194 | | | 1.983 | 5.0% |
| COMAHUE | 0 | 501 | 1.487 | 81 | 2.069 | 0 | 4.769 | | 153 | | 6.991 | 17.6% |
| NORTH-WESTERN | 261 | 999 | 1.472 | 363 | 3.095 | 0 | 220 | 185 | 58 | 5 | 3.563 | 9.0% |
| CENTRAL | 2 | 826 | 534 | 45 | 1.407 | 648 | 918 | 61 | 86 | 7 | 3.127 | 7.9% |
| GREATER BA-LITORAL-BA | 3.87 | 4.701 | 7.039 | 820 | 16.430 | 1.107 | 945 | | 504 | 32 | 19.018 | 47.9% |
| NORTH-EASTERN | 0 | 12 | 0 | 304 | 316 | 0 | 2.745 | | | | 3.061 | 7.7% |
| PATAGONIA | 0 | 271 | 301 | 0 | 572 | 0 | 585 | | 807 | | 1.964 | 4.9% |
| MOBILE | | | | 0 | 0 | | | | | | 0 | 0.0% |
| TOTAL | 4.253 | 7.397 | 11.246 | 1.653 | 24.549 | 1.755 | 11.311 | 440 | 1.608 | 44 | 39.707 | 100.0% |
| THERMAL % | 17.3% | 30.1% | 45.8% | 6.7% | 100.0% | | | | | | | |
| TOTAL % | | | | | 61.8% | 4.4% | 28.5% | 1.1% | 4.1% | 0.1% | 100.0% | |

G&G Energy Consultants estimates that by the end of 2019, available effective power -which is lower than declared nominal power for the reasons explained above- reached approximately 33,000 MW, including a rotating reserve of 1,800 MW, which was not necessary to be fully used due to limited demand in 2019 as in 2018, and the fact that available power was sufficient to meet demand. In February 2018, the demand for power on a business day exceeded the historical record, reaching 26,320 MW⁶, with no changes to date.

⁶ On January 29, 2019, the demand for power on a business day exceeded the historical record, reaching 544 MWh.

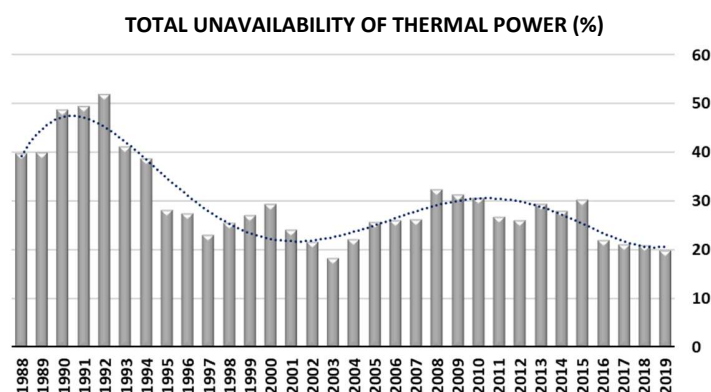
| Recent Changes in Electricity Consumption Records | | | | | | |
|---|------------------|--------|-----------------|--------|-----------|-----|
| Day | Previous Records | | Current Records | | Variation | MW |
| | Power (MW) | | | | | |
| Saturday | Feb-25-17 | 22.390 | Dec-30-17 | 22.543 | 0.7% | 153 |
| Sunday | Dec-27-15 | 21.973 | Feb-28-17 | 22.346 | 1.7% | 373 |
| Working Day | Feb-24-17 | 25.628 | Feb-08-17 | 26.320 | 2.7% | 692 |
| Day | Energy (GWh/d) | | | | Variation | GWh |
| Saturday | Jan-18-14 | 477.9 | Dec-30-17 | 478.4 | 0.1% | 0.5 |
| Sunday | Dec-27-15 | 432.9 | Feb-26-17 | 437.6 | 1.1% | 4.7 |
| Working Day | Feb-08-18 | 543.0 | 29-Jan-19 | 544.4 | 0.3% | 1.4 |

In early 2020, maximum demand for electric power has not yet exceeded the levels recorded in 2018 and there is greater excess generation capacity, with thermoelectric capacity playing a leading role as it reached a maximum of 16,337 MW, compared with 17,023 MW when the highest level was reached, i.e. February 8, 2018.



Even in those winter seasons in which the availability of thermoelectric power is somehow affected by the lower availability of gas, there might be a shortage in the electric energy supply. However, during the 2019 winter season, it was evidenced that the incorporation of new electric power, which increased following the investment program in place since 2016, changed the existing situation. The proper remuneration of the available power is a relevant factor for this availability, which ensures supply.

In addition, there was a reduction in the availability of thermal power improved, since generators made investments to maintain the plant in good availability conditions and thus receive the related payments. Nevertheless, the 20% unavailability recorded in 2019 is likely to have reached its floor.



The increase in effective available power improved significantly in the last three years, and will continue to improve in 2020 and 2021 with the power plants under construction, after increases in remuneration to electricity generators, which sped up the repair of units that were recurrently unavailable, in addition to the incorporations indicated earlier. The companies making up Grupo Albanesi continued to invest in various power plants, with the incorporation of power in general over terms agreed with the new units about to be incorporated to the National Interconnected System in the coming months.

The new generation capacity incorporated in 2019 corresponds in a minimum portion to the international public bidding called under SEE Resolution No. 21/2016 of the Ministry of Energy and Mining, in which Grupo Albanesi was the awardee of bids for 420 MW. All awards under SEE Resolution No. 21 have been completed. Grupo Albanesi actively participated in the bidding process with the following power plants:

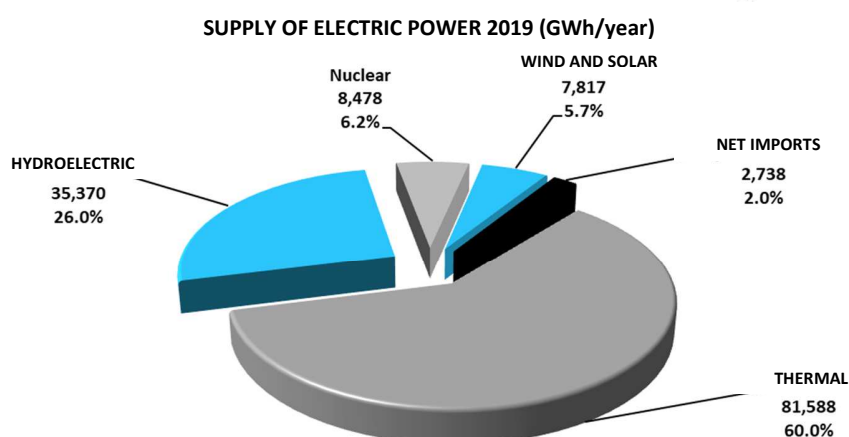
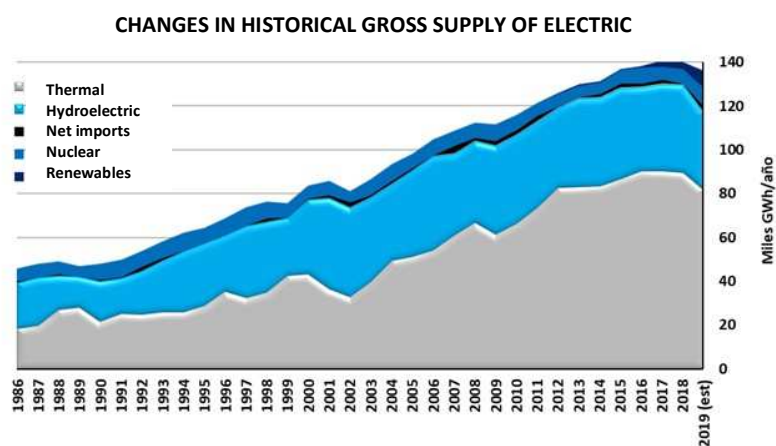
- The **CTE** owned by GMSA received commercial authorization in September 2017, with two Siemens SGT800 turbines of 50 MW each, and in September 2018, with a third turbine of 50 MW.
- In August 2017, the **CTI** owned by GMSA obtained authorization to operate a SGT800 Siemens turbine of 50 MW, and in February 2018, authorization was obtained for a second turbine of the same capacity.
- In May 2017, the **CTRI** owned by GMSA obtained authorization to operate a new SGT800 Siemens turbine of 50 MW, adding to the existing 40 MW.
- In July 2017, the **CTMM** owned by GMSA incorporated 100 MW of nominal power, adding to the existing 250 MW.
- The closing to combined cycle was implemented at the **CTR**, with the incorporation of a 60 MW steam turbine to the existing 130 MW gas turbine. Commercial authorization was obtained in August 2018.

In addition, various companies making up Grupo Albanesi were awarded spot contracts with CAMMESA for expanding their capacity in the coming years. Within the framework of the international public bidding for closing to combined cycle and co-generation projects called for under ES Resolution No. 287-E/2017 of the Energy Secretariat of the Ministry of Energy and Mining, Grupo Albanesi was awarded three projects to install 283 MW of new capacity which are currently being added, as other units of different companies. Albanesi participates with the following plants:

- Closing to cycle with 129 MW in the CTMM in Córdoba
- Closing to cycle with 154 MW in the CTE in Buenos Aires.

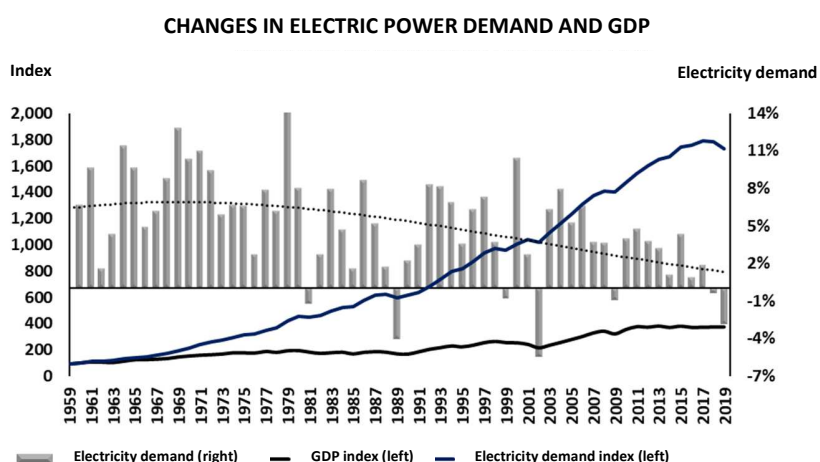
| INCREASE IN NOMINAL SUPPLY (MW) - NOMINAL DATA | | | | | | | |
|--|---------|---------------|---------|---------|------------|--------------|---|
| PERIOD | THERMAL | HYDROELECTRIC | NUCLEAR | BIOMASS | WIND SOLAR | TOTAL PERIOD | DISTRIBUTION ACCORDING TO REGULATORY REGIME |
| 1992-2019 | 17.752 | 5.049 | 750 | 44 | 2.048 | 25.643 | |
| 1992-2001 | 5.945 | 3.183 | 0 | 0 | 0 | 9.128 | 35.6% |
| 2002-2015 | 6.948 | 1.734 | 750 | 0 | 195 | 9.627 | 37.5% |
| 2016- Sept. 2019 | 4.859 | 132 | 0 | 44 | 1.853 | 6.888 | 26.9% |

Gross Electricity Demand – including losses in the transmission and distribution system, and the company’s own consumption at generating units in rotating generation– has shown a significant growth in thermal electric power supply in recent decades, accompanied by a mild increase in the hydroelectric power supply due to the incorporation of the last stage of the CH Yacretá following the gradual increase of its generating quota as from 2006.



Between 2016 and 2019, the growth trend of electric power demand showed a slowdown, aggravated in 2019 partly by moderate winter temperatures. This long-term trend reflects moderation in electricity demand in periods of economic downturn, such as 2016, 2018 and 2019, with an impact of tariff adjustments implemented to partially improve electricity supply cost coverage.

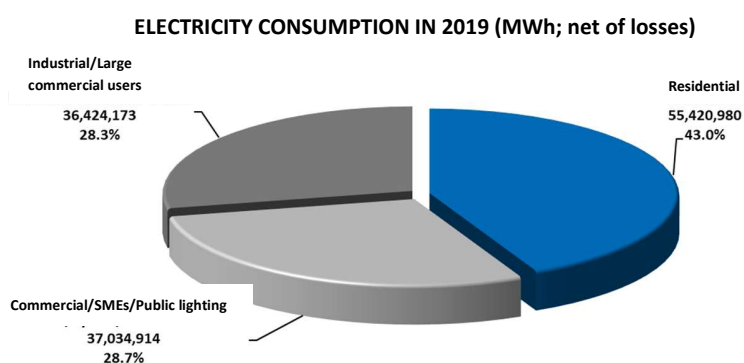
The correlation between evolution of GDP and electricity demand shows a significant dispersion; however, it may be concluded that when there is a significant reduction in GDP, the electricity demand falls relatively moderately. It should also be considered that, in a context of low economic growth, electricity demand increases at rates higher than GDP.



CAMMESA divides Argentina into regions with similar characteristics from the demand point of view, as well as on the basis of the socio-economic characteristics and the integration of each electricity subsystem.

Demand is highly concentrated in CABA - Greater Buenos Aires area-Litoral region, which accounts for 61.4% of the total electricity demand of the country in 2019. Although growth rates in other regions, such as North-western area, Comahue and Patagonia are greater than in the remaining regions of the country and the demand in CABA-Greater Buenos Aires area is influenced by rate adjustments, the changes in this structure are not expected to be material in the future.

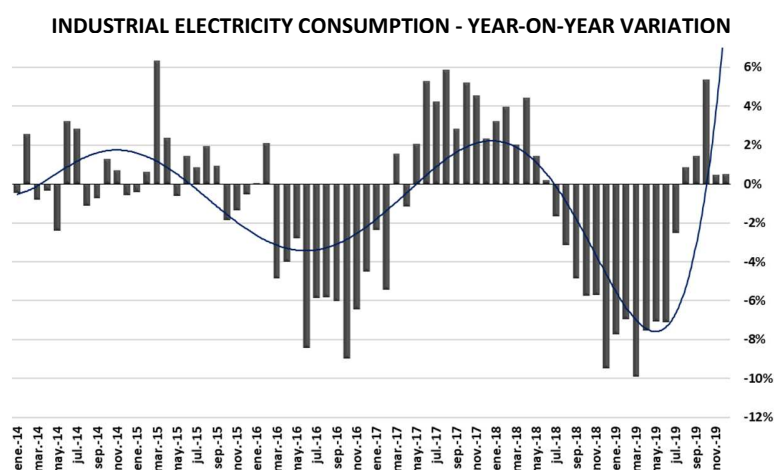
Gross energy demand -considering distribution and transmission losses, own consumption of thermal and nuclear power, and minor exports to Uruguay and Brazil- recorded a slight 0.5% increase in 2018, after a -2.4% fall in 2017. In 2017, due to the 2.8% economic expansion during the year, electricity demand increased by 1.8% as a result of the rate adjustments, and especially due to a mild 2016/2017 summer season and higher-than-normal temperatures in the 2018 winter season. In 2019, an annual drop of -2.9% was recorded, which worsened in winter months, since temperatures were mild compared with 2018; the higher temperatures recorded in late 2019 strengthened the increase in demand compared with late 2018. The economic stagnation has an impact on the rate of increase in demand, together with rate adjustments. Growth rates are expected to be similar to historical rates once the economy returns to a path of sustained growth.



In 2019, there was a strong reduction of -2.9% in annual electricity demand. The residential electricity demand segment fell by -2.9% in 2019 following the 2.0% increase recorded in 2018 as a result of winter and summer temperatures. In 2017, electricity demand from this segment decreased by -2.0% as a result of rate adjustments and moderate temperatures in summer and winter, after 3.0% in 2016 compared with 2015, higher than 2.1% recorded in the recessionary 2014 compared to 2013, but lower than 7.7% recorded in 2015.

The commercial electricity demand segment grew 3.2% in 2016 compared with 2015, a growth higher than the 0.2% recorded in 2014, and lower than the 3.8% recorded in 2015. In 2017, this segment decreased by -0.4% and in 2018 a further -0.4%. In 2019, this trend increased to -3.1%. The electricity tariff adjustments implemented in February 2016, followed by adjustments to natural gas in April 2016, partly affect the demand of consumers.

The industrial activity stopped falling at the beginning of 2017, and the activity growth lasted until early 2018, when once again, a significant slowdown began. An accelerated growth rate was observed in the last months of the year. In 2016, the Industrial segment had shown a -4.7% reduction in electricity demand after a modest +0.8% in 2015. In 2017, the industrial reactivation showed a 2.0% increase in electricity demand, while 2018 ended at -1.3%, with very negative year-on-year figures of -5.8% and -9.7% in November and December 2018. In 2019, the recessive trend grew until the first half of the year, with an annual contraction of -3.5% and a recovery in some months.



The increasing electricity demand since 2000 has led to a greater need for fuel supply for dispatches to the thermal power generating plant. The hourly demand for power has had an impact on the available thermal power capacity fleet to meet the maximum demand during winter night hours or summer afternoon hours. To minimize the risk of untimely cutoffs to the residential and commercial segment, the previous Government resorted to electricity supply cutoffs previously agreed upon with large industries, as in the winters of 2010 and 2011– without reaching the extraordinary levels of the 2007 winter– which were not required in 2012. In 2013, reductions in industrial demand were necessary, mainly in December, to meet residential and commercial demand, as in January 2014. Neither in the summer nor in the winter of 2015 were significant restrictions to be applied to industrial consumers to meet residential/commercial electricity demand; however, forced cutoffs occurred due to significant problems in the distribution of electricity.

In February 2016, the growing electricity demand due to high temperatures led to planned and untimely cutoffs which CAMMESA estimated at 1,000 MW. In 2017, demand was managed and did not exceed the availability of the system since there was more supply available and more moderate temperatures. In 2018, the power demand record was beaten in February, and it was satisfied without greater problems locally with no need for imports. At the beginning of 2019, a day of high temperatures led to a higher demand for power which was met with sufficient reserves.

3. HIGHLIGHTS FOR FISCAL YEAR 2019

3.1 Electricity

CTMM

One of the main objectives of GMSA in 2019 was to renew contracts with large Users in the Forward Market. This was achieved by translating actual costs of fuel, operation and maintenance into prices plus a reasonable margin.

In compliance with the WEM Supply Contract executed with CAMMESA as per ES Resolution 220 / 2007 for 45 MW of the gas turbine unit 05, the availability targets stipulated in the contract were fulfilled, thus avoiding penalty charges due to significant unavailability events during the year.

The combined cycle fulfilled the availability targets agreed upon in the declaration of power established by Resolution SE No. 19/2017, thus maximizing remuneration per power. By the end of 2018, as a result of Resolution 70/2018, the combined cycle started to record greater electricity dispatch, which continued during 2019. The energy generated in 2019 by unit was 161,625 MWh.

The combined cycle availability was 98%. The open cycle MMARTG03 and MMARTG04 units recorded average annual availability of 96%. The availability of MMARTG05 unit was 99% and of MMARTG06 and MMARTG07 units was 99%, resulting in an annual average of 98%.

CTI

In 2019, CTI units operated at a low dispatch level, meeting the availability targets committed in the Supply Agreement under Resolutions 220/2007 and 21/2006. Therefore, no penalties were imposed for significant unavailability during the year.

The new units installed within the framework of Resolution 21/2016, GT03 and GT04, reached an annual availability average of 95%, and complied with the power agreed upon in the Contract for Wholesale Demand.

Lastly, the energy generated in 2019 by the four units was 95,911 MWh.

CTRi

In 2019, it had an average plant availability of 99%.

Since the addition of the new unit, the energy generated amounted to 57,797 MWh.

CTLB

In 2019, the availability targets were met, achieving full remuneration for Fixed Cost power. The Plant had an average plant availability of 100%.

CTF

In 2019, CTF reached an average plant availability of 92%. The Power Plant recorded generated power amounting to 69,845 MWh.

CTE

Since the beginning of its operation in October 2017, the availability of both units was of 98%, which easily allowed to fulfill the availability agreed upon in the Contracts for Demand signed within the framework of Resolution 21/2016.

Energy generated in 2019 amounted to 530,574 MWh

3.2 Maintenance

CTMM

The objective of the maintenance tasks carried out during the year was to maintain the availability of the combined cycle units and open cycle units. The maintenance plan comprised all the units and ancillary equipment.

The minor predictive and preventive maintenance tasks scheduled were carried out during the year at GU 01 and 02 of the Combined Cycle, GU 03, 04 and 05 – Siemens PWPS FT8 Turbines –, and GU 06 and 07 – Siemens SGT 800 Turbines –, as recommended in the manufacturer's manual as per hours run.

With PWPS, the maintenance agreements contemplating remote assistance and spare part supply and the presence of a local technician at the plant remained effective.

In addition, the remote and local assistance agreements with Siemens Sweden and Argentina also remained effective.

CTI

The objective of the maintenance tasks carried out during the year was to maintain the availability of the generating units. The maintenance plan comprised all the units and ancillary equipment.

The minor predictive and preventive maintenance tasks scheduled were carried out during the year at GU 01 and 02 – PWPS FT8 Turbines –, and GU 03, 04 and 05 – Siemens SGT 800 Turbines –, as recommended in the manufacturer's manual as per hours run.

With PWPS, the maintenance agreements, contemplating remote assistance, spare part supply and repairs abroad, where necessary, as well as the presence of a local technician at the plant remained effective.

In addition, the remote and local assistance agreements with Siemens Sweden and Argentina also remained effective.

The supply of spare parts and consumables acquired with the purchase of Siemens SGT 800 generating units was completed.

CTRI

The objective of the maintenance tasks carried out during the year was to maintain the availability of generating units. The maintenance plan comprised the generating units as well as ancillary equipment.

The minor predictive and preventive maintenance tasks scheduled were carried out during the year at GU 21 and 22, while major maintenance tasks were carried out at GU 23, as recommended in the manufacturer's manual and good practices in the art.

The average maintenance recommended by the manufacturer, which is called type "A" inspection, was carried out at Siemens SGT 800 GU 24, since it reached 500 start cycles.

Regarding the ancillary equipment, major maintenance and modernization of parts were carried out at the Gas Plant, originally intended to supply GU 21, 22, and 23.

In addition, the remote and local assistance agreements with Siemens Sweden and Argentina also remained effective.

CTLB

The objective of the maintenance tasks carried out during the year was to maintain the availability of the generating units.

The maintenance plan comprised the generating units and ancillary and building equipment.

The minor predictive and preventive maintenance tasks scheduled were carried out during the year at GU 21 and 22, as recommended in the manufacturer's manual and the good practices in the art.

CTE

The objective of the maintenance tasks carried out during the year was to maintain the availability of the generating units.

The maintenance plan comprised the generating units and ancillary and building equipment.

In addition, the remote and local assistance agreements with Siemens Sweden and Argentina also remained effective.

The supply of spare parts and consumables acquired with the purchase of Siemens SGT 800 generating units was completed.

The set of tools and devices necessary to carry out average and major maintenance, called type "B" and "C" inspections, were received and will be used by all the Group's Siemens SG 800 GU.

3.3 Environmental management

Corporate Environmental Management System

In CTMM, there is an Integrated Management System in place that meets ISO 9001:2015, ISO 14001:2015 and OHSAS 18001:2007 standards.

The ISO 14001:2015 certification, in particular, is available with a corporate scope, integrating Grupo Albanesi operating plants (GROSA, CTR, AESA, and GMSA). Thermal power plants: CTMM, CTRi, CTI, CTLB, CTF, and CTE).

This shared methodology allows working in a unified and coordinated manner at all work sites, applying the same criteria for determining the environmental aspects of the activity, significant assessments and the operational controls adopted in response to those matters. Supported by standardized documentation and implemented within a work framework based on joint and cooperative performance between the parties, sustained growth has been achieved over time, subject to regular performance reviews and ongoing improvement processes.

The main benefits of the above may be noted in aspects such as:

- Environmental awareness and the involvement of the personnel in the fulfillment of the objectives set.
- The priority given to preventive management actions.
- Absence of environmental incidents.
- Optimum order and cleaning conditions at the premises.
- Efficient treatment of corrective actions as well as of those derived from addressing risks and opportunities.
- Attention given in due time and manner to comply with legal requirements.
- Improved management of environmental issues with special attention to its life cycles and the interests related to environmental sustainability.
- Efforts expended, with satisfactory results, to the care and aesthetic of natural spaces.

Important achievements have been obtained in the maintenance of the Quality and Occupational Safety and Health Management Systems.

During the period from October to November 2019, a new external audit on the Corporate Integrated and Environmental Management System was successfully completed by the certification agency IRAM. As a result, the maintenance of corporate systems for a new year, within the framework of the recertification duly obtained and effective until 2021, was approved.

3.4 Human Resources

Human Capital management

Under the motto “Work together and better”, and guided by our corporate values, the Group's Human Capital management is based on three pillars: **Attract, Motivate and Retain**. With the purpose of transforming the company in a market reference, we are undergoing a change process where our ambition is to convert every person in a value adding agent who contributes to maximizing the results of the business and client satisfaction at each stage of the value chain.

Below we describe the main actions undertaken during the year by activity:

Structure of the organization

In 2019, the Internal Audit Corporate Management was created, as part of the highest authorities of the organization. The major challenge is aimed at speeding up the formal completion of key processes as an additional step on the path to the development of a structure in line with the size and future challenges of the Group.

Employment opportunities

The Group's employment level decreased by 3% compared with the previous year as a consequence of an increase in the level of automation of some processes.

Through our internal mobility program "MOBI", 6 (six) positions were offered, with a total of 7 (seven) internal applicants, and 35 (thirty five) external persons joined the company, mainly due to replacements and the new positions created in the following areas: Reception Desk, Taxes, Audit, Accounting, Legal, Purchases and Foreign Trade, Technology and Information Systems, Gas, Operations and Maintenance.

Compensation and benefits

The evaluation of the 80 witness positions to define the new salary structure for non-bargaining employees was completed. It was led by HR with the support of Willis Towers Watson through its "Global Grading System" tool. The system will be applied to payment and compensation practices from 2020.

Market practices continue to be monitored twice a year through general market surveys with specific cut-off for the sector.

Five salary increases were granted in the year in line with the labor market practice.

The Corporate Benefits Program continues in place, which combines a flexible work system known as "Flex" with discounts agreed with Sport Club network of gyms and Club La Nación. Further, the "healthy snack" option was promoted.

Further benefits include access to Bodega del Desierto products and to loans at low interest rates.

The Performance Management Program to assess the staff in terms of expected behavior and potential to support development of capabilities is maintained.

Training and development

As regards Training, 17,912 hours of training were offered to personnel, distributed as follows: 24% on Development of Leadership Skills, 23% on the Development of Technical Skills and Job Position Training, 37% on Language, 10% on Compliance, 4% on SHCT, and 2% on Relationship and Cooperation Skills.

Internal communication and HR information systems

JAM was launched within the Success Factors (SAP) environment, which aims at becoming a channel for collaborative work and communication within the company.

The use of the SAP Central Employee Module was consolidated, which manages the individual information of each employee, as well as the organizational structure.

In the last quarter, the option of accessing to the digital pay slip through the Success Factors Platform was incorporated, thus saving management time for the employee and the Company. As a result, pay slips may be consulted securely from any device.

Work relations

The agreements for the generation activity were duly signed with FATLyF and APUAYE. Conversations began to harmonize the agreements signed with the Affiliate in Rosario (GROSA), which still operates under the historic agreement with the union of Energy Workers (Luz y Fuerza) No. 36/75, and to establish a work plan for its implementation during 2020.

Corporate social responsibility

As regards the CSR policy, the actions carried out within the framework of Sustainable Development Goal (SDG) No. 4 were consolidated.

To incorporate other types of actions, we have changed the procedure in place and added two more Sustainable Development Goals: SDG No. 6 “Clean Water and Sanitation” and SDG No. 11 “Sustainable Cities and Communities”. This allows us to continue carrying out actions aimed at improving the communities in which we operate.

3.5 Systems and Communications

During 2019, the Systems and Communications areas continued to provide maintenance, development, implementation, innovation and solutions relating to applications, technology, telecommunications, information and process security, guaranteeing a suitable service level and covering the Company’s business needs.

This area has policies and procedures in line with international standards which are constantly supervised to ensure compliance with the objectives of the sector, internal controls, as well as quality and ongoing improvement.

The projects and objectives achieved during 2019 are summarized below:

- The installation of the fire extinguishing system for the corporate data center was completed.
- The installation of a new air conditioning system for the corporate data center was completed.
- The installation of the Fiber Optic connection at the Timbúes plant was completed.
- Several projects for the installation/extension of CCTV camera and monitoring systems were developed:
 - Ezeiza: Extension
 - Roca: New installation
 - Timbúes: New installation
 - Tucumán: Extension
- The anylink satellite connectivity was set up and configured as a backup system for the SOTR.
- The implementation of the corporate departmental printing was completed.
- SAP implementation was completed to replace INFOR in Tucumán, Timbúes, and Río IV.
- The implementation of the Corporate SAP-VIM project was completed to improve the accounts payable process.
- The improvement of the Río IV data center was carried out.
- Timbúes data center was migrated to the new plant building.

The new Systems and Information Technology Management will continue in 2020, with the investment processes aimed at improving productivity and efficiency of existing processes, as well as adding innovative technologies, thus allowing to continue with the process to improve the actions focused on ensuring security, confidentiality, completeness and availability of the information.

Projects for 2020 include the following:

- Incorporation of new servers to the corporate data center.
- Incorporation of better connectivity technology to the corporate data center.
- Improvement of connectivity at the Tucumán plant to improve the CCTV camera system.
- Windows server and Windows 10 license renewal and extension.
- Update of computers, laptops and cell phones.
- Expansion and improvement of the commercial and energy billing systems.

3.6 Integrity Program

Through the Minutes of the Board of Directors' Meeting dated August 16, 2018, the Integrity Program for Grupo Albanesi Companies was approved, whereby the Code of Ethics and Conduct was strengthened and different policies were implemented, including an Anti-corruption Policy, a Policy on the Submission of Tenders and Bids and a Policy on Relationships with Government Officials.

In addition, a confidential, anonymous and public Ethics Line was implemented for the submission of complaints. Subsequently, additional policies were developed, such as the Gifts Policy or the Policy on Confidentiality and Use of Work Tools, and records of the following were kept: (i) Gifts, (ii) Relationships with Government Officials and (iii) Conflicts of Interest, of mandatory use for our employees.

The Code foresees the creation of an Ethics Committee, which was created on August 21, 2018 and which is in charge of investigating the complaints, reporting to the Board.

In addition, a training plan was implemented that included mandatory classroom-based and online training.

Lastly, the Group's structure was reformed to include the Compliance function, in charge of Legal Management, which became Corporate Legal and Compliance Management.

3.7 Financial Position

In the fiscal year 2019, GMSA was aimed at improving the financial profile, extending financing terms and reducing the indebtedness cost, thus ensuring the need for funds to invest in the enlargement of the capacity and the correct operation of the power plants.

Free translation from the original prepared in Spanish for publication in Argentina

At December 31, 2019, the bank and financial debt of the Company was broken down as follows:

| | Principal | Balances at December 31, 2019 | Interest rate | Currency | Date of Issue | Maturity date |
|---|-----------------|-------------------------------------|--|----------|-------------------|-------------------|
| | | (Pesos) | (%) | | | |
| <u>Loan agreement</u> | | | | | | |
| Cargill | USD 15,000,000 | 976,718,615 | LIBOR + 4.25% | USD | February 16, 2018 | January 29, 2021 |
| Subtotal | | 976,718,615 | | | | |
| <u>Debt securities</u> | | | | | | |
| International NO | USD 266,000,000 | 16,576,737,463 | 9.63% | USD | July 27, 2016 | July 27, 2023 |
| Class VI Negotiable Obligations | USD 6,640,279 | 401,513,510 | 8.00% | USD | February 16, 2017 | February 16, 2020 |
| Class VIII Negotiable Obligations | \$ 312,884,660 | 327,337,502 | BADLAR + 5% | ARS | August 28, 2017 | August 28, 2021 |
| | | | 8.50% until the first amortization date, 10.50% until the second amortization date, and 13.00% until the third amortization date. | | | |
| Class X Negotiable Obligations | USD 28,148,340 | 1,668,374,179 | | USD | December 4, 2019 | February 16, 2021 |
| Class I Negotiable Obligation co-issuance | USD 3,014,000 | 207,573,651 | 6.68% | USD | October 11, 2017 | October 11, 2020 |
| Class II Negotiable Obligation co-issuance | USD 72,000,000 | 4,250,320,446 | 15.00% | USD | August 5, 2019 | May 5, 2023 |
| Class III Negotiable Obligation co-issuance | USD 17,153,855 | 1,005,415,630 | 8.00% until the first amortization date. 13.00% until the second amortization date. | USD | December 4, 2019 | April 12, 2021 |
| Subtotal | | 24,437,272,381 | | | | |
| <u>Syndicated loan</u> | | | | | | |
| ICBC / Hipotecario / Citibank | \$ 396,500,000 | 399,189,285 | TM20 + 8.00% | ARS | December 27, 2019 | December 27, 2020 |
| Subtotal | | 399,189,285 | | | | |
| <u>Other liabilities</u> | | | | | | |
| Supervielle loan | USD 1,015,426 | 61,259,205 | 9.90% | USD | August 7, 2019 | February 4, 2020 |
| Macro Loan | USD 3,333,333 | 200,672,521 | 9.00% | USD | August 30, 2018 | January 12, 2021 |
| Chubut loan | USD 170,340 | 10,239,812 | 10.50% | USD | July 18, 2019 | January 18, 2020 |
| Chubut loan | USD 672,850 | 40,454,888 | 11.00% | USD | October 18, 2019 | April 16, 2020 |
| Chubut loan | USD 836,993 | 50,203,017 | 11.00% | USD | November 25, 2019 | May 25, 2020 |
| Supervielle loan | \$ 135,000,000 | 139,532,671 | 64.50% | ARS | November 15, 2019 | February 7, 2020 |
| Chubut loan | USD 1,000,000 | 60,034,392 | 11.00% | USD | December 23, 2019 | June 23, 2020 |
| Related parties (Note 18) | \$ 309,174,881 | 309,174,881 | 35.00% | ARS | June 28, 2019 | June 28, 2020 |
| Financial lease | | 102,876,779 | | | | |
| Subtotal | | 974,448,166 | | | | |
| Total financial debt | | 26,787,628,447 | | | | |

1. Brief description of the activities of the issuing company, including references to relevant situations subsequent to year end (in million pesos)

Pursuant to the provisions of General Resolution No. 368/01, as amended, of the National Securities Commission (CNV), presented below is an analysis of the results of operations of GMSA and its equity and financial position, which should be read in conjunction with the accompanying financial statements.

Fiscal year ended December 31:

| | 2019 | 2018 | Variation | Variation % |
|--|--------------|--------------|------------|-------------|
| GW | | | | |
| Sales by type of market | | | | |
| Sale of electricity Res. No. 220 | 335 | 537 | (202) | (38%) |
| Sale of electricity – IDUs | 566 | 673 | (107) | (16%) |
| Sale of electricity - Res. No. No. 95, as amended, plus spot | 220 | 162 | 58 | 36% |
| Sale of electricity - Res. No. 21 | 580 | 193 | 387 | 201% |
| | 1,701 | 1,565 | 136 | 9% |

The sales for each market (in millions of pesos) are shown below:

Fiscal year ended December 31:

| | 2019 | 2018 | Variation | Variation % |
|--|-----------------|-----------------|--------------|-------------|
| (in millions of pesos) | | | | |
| Sales by type of market | | | | |
| Sale of electricity Res. No. 220 | 3,882.5 | 4,643.2 | (760.7) | (16%) |
| Energía Plus sales | 2,355.0 | 2,640.3 | (285.3) | (11%) |
| Sale of electricity Res. No. No. 95, as amended, plus spot | 509.4 | 898.7 | (389.3) | (43%) |
| Sale of electricity Res. No. 21 | 4,260.2 | 2,587.5 | 1,672.7 | 65% |
| | 11,007.1 | 10,769.7 | 237.4 | 2% |

Results for the fiscal years ended December 31, 2019 and 2018 (in millions of pesos):

| | Fiscal year ended December 31: | | | |
|---|--------------------------------|------------------|----------------|---------------|
| | 2019 | 2018 | Variation | Variation% |
| Sales of energy | 11,007.1 | 10,769.7 | 237.4 | 2% |
| Net sales | 11,007.1 | 10,769.7 | 237.4 | 2% |
| Purchase of electric energy | (1,522.9) | (1,953.6) | 430.7 | (22%) |
| Gas and diesel consumption by the plant | (110.2) | (566.5) | 456.3 | (81%) |
| Salaries, social security charges and fringe benefits | (320.2) | (254.7) | (65.5) | 26% |
| Defined benefit plan | (6.9) | (21.3) | 14.4 | (68%) |
| Maintenance services | (828.4) | (701.2) | (127.2) | 18% |
| Depreciation of property, plant and equipment | (1,495.0) | (1,386.5) | (108.5) | 8% |
| Insurance | (78.1) | (74.3) | (3.8) | 5% |
| Taxes, rates and contributions | (31.0) | (27.7) | (3.3) | 12% |
| Other | (33.9) | (41.6) | 7.7 | (19%) |
| Cost of sales | (4,426.6) | (5,027.4) | 600.8 | (12%) |
| Gross profit/(loss) | 6,580.5 | 5,742.3 | 838.2 | 15% |
| Taxes, rates and contributions | (2.4) | (7.3) | 4.9 | (67%) |
| (Loss) Recovery of turnover tax | - | (33.1) | 33.1 | (100%) |
| Selling expenses | (2.5) | (40.3) | 37.8 | (94%) |
| Salaries, social security charges and fringe benefits | (61.1) | (39.8) | (21.3) | 54% |
| Fees and compensation for services | (207.2) | (213.1) | 5.9 | (3%) |
| Directors' fees | - | (0.5) | 0.5 | (100%) |
| Per diem, travel and representation expenses | (12.9) | (7.2) | (5.7) | 79% |
| Rental | (7.7) | (9.3) | 1.6 | (17%) |
| Office expenses | (5.0) | (6.0) | 1.0 | (17%) |
| Donations | (0.7) | 0.0 | (0.7) | 100% |
| Other | (4.5) | (9.6) | 5.1 | (53%) |
| Administrative expenses | (299.0) | (286.2) | (12.8) | 4% |
| Other income | 2.9 | 5.5 | (2.6) | (48%) |
| Other expenses | - | (435.8) | 435.8 | (100%) |
| Operating income/(loss) | 6,281.8 | 4,985.6 | 1,296.2 | 26% |
| Commercial interest earned | 135.8 | 92.8 | 43.0 | 46% |
| Interest on loans | (1,533.3) | (2,164.3) | 631.0 | (29%) |
| Commercial and tax interest paid | (435.8) | (57.0) | (378.8) | 665% |
| Bank expenses and commissions | (3.6) | (20.8) | 17.2 | (83%) |
| Exchange difference, net | (10,546.2) | (17,133.2) | 6,587.0 | (38%) |
| Gain/loss on purchasing power parity (RECPAM) | 10,788.8 | 8,631.4 | 2,157.4 | 25% |
| Recovery of property, plant and equipment impairment | - | 3,300.0 | (3,300.0) | (100%) |
| Other financial results | (344.8) | 744.0 | (1,088.8) | (146%) |
| Financial and holding results, net | (1,939.0) | (6,607.1) | 4,668.1 | (71%) |
| Pre-tax profit/(loss) | 4,342.7 | (1,621.5) | 5,964.2 | (368%) |
| Income tax | (3,204.8) | 336.2 | (3,541.0) | (1053%) |
| Income/loss for the year | 1,137.9 | (1,285.3) | 2,423.2 | (189%) |

Free translation from the original prepared in Spanish for publication in Argentina

| Fiscal year ended December 31: | | | | |
|--|------------------|----------------|------------------|---------------|
| | 2019 | 2018 | Variation | Variation % |
| Other Comprehensive Income for the year | | | | |
| Benefit plan | (4.0) | (1.7) | (2.3) | 135% |
| Revaluation of property, plant and equipment | (2,589.4) | 7,052.1 | (9,641.5) | (137%) |
| Impact on income tax | 648.3 | (1,762.6) | 2,410.9 | (137%) |
| Other comprehensive income for the year | (1,945.0) | 5,287.8 | (7,232.8) | (137%) |
| Total comprehensive income for the year | (807.1) | 4,002.4 | (4,809.5) | (120%) |

Sales:

Net sales for the year ended December 31, 2019 amounted to \$11.007 billion, compared with \$10.769.7 billion for fiscal year 2018, showing an increase of \$237.4 billion (or 2%).

During the fiscal year ended December 31, 2019, 1,701 GW of electricity were sold, thus accounting for a 9% increase compared with the 1,565 GW sold in 2018.

Below is a description of the Company's main revenues, and their variation during the year ended December 31, 2019, as against the previous year:

- (i) \$2.355 billion from sales under Energía Plus, accounting for a decrease of 11% compared to the \$2.640 billion sold in 2018.
- (ii) \$3.882 billion for sales of energy Resolution No. 220/07, representing a 16% decrease with regard to the \$4.643 billion for 2018.
- (iii) \$509.4 million for sales of energy under Resolution No. 95 plus Spot, accounting for a 43% decrease with regard to the \$898.7 million for the same period of 2018, as a result of the application of SRRyME Resolution No. 01/2019 which established new remuneration mechanisms.
- (iv) \$4.260 billion from sales under Resolution No. 21, up 65% from the \$2.587 billion sold in the same period of 2018.

Cost of sales:

The total cost of sales for the year ended December 31, 2019 reached \$4.426 billion, compared with \$5.027 billion for fiscal year 2018, thus accounting for a decrease of \$600.8 million (or 12%).

Below is a description of the main costs of sales of the Company, in millions of pesos, and their behavior during the year, compared with the previous fiscal year:

- (i) \$1.522 billion from purchases of electricity, which accounted for a 22% drop compared with the \$1.953 billion for fiscal year 2018, due to lower sales of GW under Energía Plus.
- (ii) \$110.2 million for gas and diesel consumption at the plant, representing a decrease of 81% as against the \$566.5 million recorded in fiscal 2018.
- (iii) \$828.4 million for maintenance services, a rise of 18% compared with the \$701.2 million recorded in fiscal year 2018. This variation was due to the variation in the dollar exchange rate and the start-up of new turbines.

- (iv) \$1.495 billion for depreciation of PP&E, up 8% from the \$1.386 billion recorded in fiscal year 2018. This variation resulted mainly from the higher depreciation value under the buildings, facilities and machinery headings due to their revaluation in 2019 and 2018.
- (v) \$320.2 million for salaries and social security contributions, up 26% from the \$254.7 million recorded in 2018.
- (vi) \$78.1 million for insurance, which accounted for a 5% increase compared with the \$74.3 million for fiscal year 2018.

Gross income/(loss):

Gross income for the year ended December 31, 2019 was \$6.580 billion, compared with income of \$5.742 billion for fiscal year 2018, accounting for a decrease of 15%. This is due to the variation in the exchange rate and the commercial authorization of the new turbines.

Selling expenses:

Selling expenses for the year ended December 31, 2019 amounted to \$2.5 million, compared with the \$40.3 million for fiscal year 2018, accounting for a variation of \$38.0 million (or 94%).

Administrative expenses:

Administrative expenses for the year ended December 31, 2019 amounted to \$299.0 million, compared with the \$286.2 million recorded in fiscal year 2018, accounting for an increase of \$12.8 million (or 4 %).

The main components of the Company's administrative expenses are listed below:

- (i) \$207.2 million in fees and compensation for services, a decrease of 3% compared with the \$213.1 million recorded in the previous year.
- (ii) \$7.7 million in rental costs, which accounted for a decrease of 17% compared with the \$9.3 million recorded in the previous year.

Operating income/(loss):

Operating income for the year ended December 31, 2019 was \$6.281 billion, compared with income of \$4.985 billion for the year 2018, accounting for a 26% increase.

Financial results:

Financial results for the fiscal year ended December 31, 2019 amounted to a total loss of \$1.939.0 billion, compared with the loss of \$6.607 billion recorded in fiscal year 2018, which accounted for a decrease of 71%.

The most noticeable aspects of the variation are:

- (i) \$1.532.0 billion loss corresponding to financial interest, a decrease of 29% compared with the \$2.164 billion loss recorded in fiscal year 2018 as a result of an increase in the financial debt generated by investment projects and intercompany debts.
- (ii) \$344.8 million gain on other financial income, accounting for a decrease of 146% compared with the \$744.0 million gain recorded in the previous fiscal year.
- (iii) \$10.546 billion loss due to net exchange differences, accounting for a decrease of 38% compared with the \$17.133 billion loss recorded in the previous fiscal year.

- (iv) \$10.788 billion gain on PPP (RECPAM), accounting for an increase of 25% compared with the \$8.631 billion gain recorded in the previous fiscal year.

Pre-tax profit/(loss):

The Company reported pre-tax income of \$4.342 billion for the fiscal year ended December 31, 2019, which accounted for a 368% increase compared with the loss of \$1.621 billion recorded in the previous fiscal year.

Income tax loss for the current year amounted to \$3.204 billion, compared with the \$336.2 million recorded in the previous fiscal year.

Net income/loss:

For the year ended December 31, 2019, the Company recorded net income amounting to \$1.137 billion, accounting for an increase of 189% considering the loss of \$1.285 billion recorded in fiscal year 2018.

Comprehensive income:

Other comprehensive loss for the period was worth \$1.945 billion in the fiscal year ended December 31, 2019, accounting for a 137% decrease compared with the same period of 2018, and included the revaluation of property, plant and equipment and its effect on income tax as well as the pension plan.

Total comprehensive loss for the period amounted to \$807.1 million, representing a 120% decrease compared to comprehensive income of \$4.002 billion for the same period of 2018.

2. Equity figures presented comparatively with the previous fiscal year: (in millions of pesos)

| | 12/31/2019 | 12/31/2018 | 12/31/2017 |
|-------------------------------------|-----------------|-----------------|-----------------|
| Non-Current Assets | 42,112.4 | 37,141.7 | 24,681.2 |
| Current assets | 6,092.8 | 5,909.3 | 4,978.3 |
| Total assets | 48,205.2 | 43,051.0 | 29,659.5 |
| Equity | 9,259.0 | 10,066.2 | 6,063.8 |
| Total equity | 9,259.0 | 10,066.2 | 6,063.8 |
| Non-current liabilities | 30,217.4 | 25,117.6 | 18,529.7 |
| Current liabilities | 8,728.8 | 7,867.2 | 5,066.0 |
| Total liabilities | 38,946.2 | 32,984.8 | 23,595.7 |
| Total liabilities and equity | 48,205.2 | 43,051.0 | 29,659.5 |

3. Income statement figures presented comparatively with the previous fiscal year (in millions of pesos):

| | 12/31/2019 | 12/31/2018 | 12/31/2017 |
|-----------------------------------|----------------|------------------|----------------|
| Ordinary operating income | 6,281.8 | 4,985.6 | 2,565.5 |
| Financial and holding results | (1,939.1) | (6,607.1) | (2,988.2) |
| Ordinary net income/(loss) | 4,342.8 | (1,621.5) | (422.7) |
| Income tax | (3,204.8) | 336.2 | 799.5 |
| Net income/loss | 1,137.9 | (1,285.3) | 376.8 |
| Other comprehensive income | (1,945.0) | 5,287.8 | - |
| Total comprehensive income | (807.2) | 4,002.4 | 376.8 |

4. Cash flow figures presented comparatively with the previous fiscal year (in millions of pesos):

| | 12/31/2019 | 12/31/2018 | 12/31/2017 |
|--|-------------|--------------|------------------|
| Cash generated by operating activities | 5,175.0 | 3,070.9 | 4,894.6 |
| Cash (used in) investing activities | (4,929.0) | (2,577.0) | (9,721.9) |
| Cash (used in) financing activities | (209.4) | (345.3) | 3,632.9 |
| Increase in cash and cash equivalents | 36.6 | 148.7 | (1,194.4) |

5. Ratios presented comparatively with the previous year:

| | 12/31/2019 | 12/31/2018 | 12/31/2017 |
|-----------------------------|------------|------------|------------|
| Liquidity (1) | 0.70 | 0.75 | 4.44 |
| Creditworthiness (2) | 0.24 | 0.31 | 0.35 |
| Tied-up capital (3) | 0.87 | 0.86 | 0.67 |
| Indebtedness ratio (4) | 3.44 | 3.77 | 6.46 |
| Interest coverage ratio (5) | 5.07 | 2.94 | 3.05 |
| Return on equity (6) | 0.12 | (0.16) | 0.08 |

(1) Current Assets / Current Liabilities

(2) Equity /Total Liabilities

(3) Non-current Assets / Total Assets

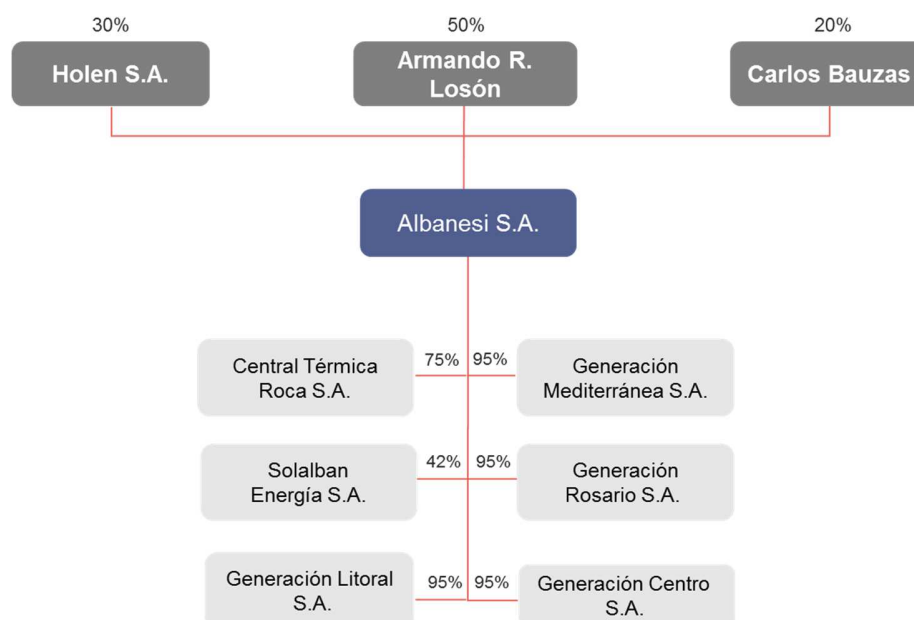
(4) Financial debt / annual EBITDA (*)

(5) Annual EBITDA (*) / accrued annual financial interest

(6) Net income/(loss) for the year (it does not include Other comprehensive income)/total net equity

4. OWNERSHIP STRUCTURE

The structure of the organization is shown in the following table



Holen S.A., Armando Losón y Carlos Bauzas hold the remaining 5% in GMSA, GROSA, GLSA, and GECEN.

Share Capital

At December 31, 2019, the Company's capital was made up of 138,172,150 ordinary, non-endorsable, book-entry shares of \$1 par value each, and entitled to 1 vote per share, distributed as follows:

- Albanesi S.A. 95% (131,263,542 shares)
- Armando Roberto Losón 3.7616% (5,197,434 shares)
- Holen S.A. 0.2384% (329,452 shares)
- Carlos Alfredo Bauzas 1 % (1,381,722 shares)

Organization of the decision-making process

As indicated in the various sections of Annex IV, Heading IV, of the Rules of the CNV that are attached to this Annual Report relating to the degree of compliance with the Code of Corporate Governance, the Company's policies and strategies are defined by the Board of Directors to be executed by each of the sectors under the supervision of the corresponding Management divisions and, ultimately, of the Board of Directors.

Decisions that are considered significant and/or relevant in terms of their magnitude and/or amount involved relating to the administration of the Company's activities are made directly by the Board of Directors in a meeting specially convened for this purpose. When required in specific cases, the decision will be made by a specially convened extraordinary Shareholders' Meeting. All the decisions by the Shareholders' Meeting on the events that took place in 2019 have been taken unanimously, while those related to the Board have been taken holding the majority as set forth in the Bylaws.

Directors' fees

The decisions made by the Company relating to the fees of the members of the Board of Directors are in compliance with the limits and guidelines envisaged in Article 261 of Law No. 19550, and Articles 1 to 7 of Chapter III, Heading II, of the Rules of the National Securities Commission.

5. OUTLOOK FOR THE FISCAL YEAR 2020

5.1 Outlook for the Electricity Generation Market

The regulatory activity in 2018 remained almost unchanged until midyear, when the new Minister of Energy, subsequently the Energy Government Secretariat, promoted flexible schemes for the direct hiring of natural gas by thermal generators, reducing the reference price of natural gas that would be recognized in the payments of electricity supplied by them.

Further, bidding systems were established by CAMMESA for the purchase of natural gas in the context of oversupply of that fuel, which reduced the average prices and the entity's deficit.

However, with the change of administration that took place in December 2019, Resolution 12/19 repealed Resolution 70/18 of the former Government Secretariat of Energy of the former Ministry of Treasury, which allowed generators to manage their own fuel supply.

According to the Government, this change would result in the saving of the subsidies paid by the Argentine Treasury, assuming that the centralization of natural gas purchases will enable to obtain a lower price.

The availability of current generating units is supported by the addition of many new units acquired under long-term contracts, whether thermal or nuclear, as well as renewable units in 2019 and 2020. This investment process together with the moderate growth in demand in the last three years has set an adequate level of generation reserves to meet expected demand.

Despite the significant reduction in value of the Argentine peso of over 50%, CAMMESA honored all its long-term contracts meeting the economic and financial conditions, and making the payments at the free exchange rate for prices agreed upon in dollars. The same occurred with the payments fixed by Resolution 1/2019 to generators without contracts. The fact of having strictly fulfilled the contractual conditions and made the payments in accordance with prevailing regulations is not a minor detail in such a complex year as 2019.

The Electricity Emergency declared by the Government in early 2016 ended on December 31, 2017. However, the electricity sector still requires that some outstanding tasks be completed to regularize operations, and wholesale price increases need to continue to provide economic sustainability without subsidies to the sector.

The international financing restrictions on Argentina will delay the entry of new investments in electricity generation units compared with the pace of investments committed in 2016 to 2019, thus revaluing the existing plants and the projects in the process of final construction. The absence of a greater hydroelectric power supply over the next 5 years provides a favorable outlook in terms of thermal unit dispatches, mitigated by the addition of new units for the generation of renewable energy sources in a context of potential growing demand for electricity by 2020, once economic growth has been resumed, following the impact in 2018 and 2019.

The introduction of renewable energy plants poses a challenge to the system since they work uninterruptedly. The support to be provided to these units by thermal units seems essential.

In February of this year, the current Secretariat of Energy published Resolution No. 31/2020 that repeals Resolution No. 1/19 issued by the previous administration. This new resolution modifies the conditions for the remuneration of generators who have not executed contracts. Capacity and generation prices are pesified, with a reduction of the previous price, and monthly updates will be made subject to changes in the CPI and the IPIM. This change would represent a saving for the Government in terms of energy costs via subsidies.

After years of deterioration of the various Energy Sector variables, the present scenario and the outlook are auspicious despite the difficult challenges in 2018 and the existing financial restrictions. It is expected that the Government will issue policies that complete the normalization of the electricity sector, to maintain the operating conditions and financial health of the generating sector.

5.2 Company outlook for the year 2020

Electric power

Company's management expects to continue operating and normally maintaining the various generating units to maintain high levels of availability in 2020. The fact of introducing more efficient group machines to the Electricity System would imply obtaining higher levels of dispatch, and thus, increasing the generation of electricity with fuel provided by CAMMESA, and in some cases with its own fuel.

The Contract for the Wholesale Demand involving CTMM's gas turbine unit 05 expires in mid-September 2020, and such unit will start to be considered as a base machine.

Financial Position

During the current year, the Company's objective is ensuring financing to make progress with the investment works described according to the budgeted schedules. Meanwhile, the financing structure will continue to be strengthened, ensuring the Company's gradual debt reduction.

6. DISTRIBUTION OF INCOME/LOSS

In compliance with the prevailing legal provisions, the Board of Directors of the Company informs that income of \$1,137,860,063 has been recorded for the year. Since there are no accumulated losses and the Company does not fall within the scope of section 206 of Law No. 19550 on mandatory capital reduction, the Board of Directors proposes that accumulated losses be carried forward to the next fiscal year.

7. ACKNOWLEDGEMENTS

The Board of Directors wishes to thank all the employees of the Company for their work during the year under review, which has been essential to the achievement of the Company's technical and economic results. Additionally, it wishes to expressly acknowledge the contribution of its clients and suppliers, and of the banking entities and other collaborators, who have worked toward better management of the business throughout the year.

City of Buenos Aires, March 10, 2020

THE BOARD OF DIRECTORS

Generación Mediterránea S.A.

REPLIES - EXHIBIT IV - Annual report for the fiscal year ended 12.31.19

A) THE BOARD OF DIRECTORS

1. *The Board of Directors has an ethical work culture and establishes the Company's vision, mission and values.*

Generación Mediterránea S.A. (the "Company") is controlled by Albanesi S.A., one of the companies of Grupo Albanesi (the "Group"), engaged in the generation and sale of electric power. As a result, we share the Group's vision, mission and value.

On August 16, 2018, the Company's Board of Directors approved the Group's Integrity Program (the "Program") and policies, among others, the Code of Ethics and Conduct. In addition, the Company's Board of Directors is the body responsible for generating an ethical work culture by establishing the pillars of the Group's vision, mission and values, which can be accessed via web www.albanesi.com.ar.

The Company offers a wide range of products and services that show the ability to develop and execute new projects to strengthen its presence in the energy market, as well as to explore new businesses generating constant growth. It also offers a proposal that adds value based on a relationship of trust and quality with all its customers, providing not only an excellent product but also a high-quality service based on its excellence standards.

The mission of the Company's Board of Directors is to provide reliable and sustainable access to energy for both the industry and the national interconnected system, through the generation of thermal and steam electricity, and the commercialization of gas. Thus, the Board understands and is responsible for optimizing the energy needs of customers and seeks that the Company be chosen for the value proposition that we offer.

Values serve as guiding principles of our behavior and rule our individual and group actions. They are the Company's DNA and govern day-to-day and short- and long-term decisions; we consider ourselves guardians of values, such as respect, responsibility, transparency, proactivity, and innovation. These values were consolidated in the Code of Ethics and Conduct approved through the Minutes of the Board of Directors' Meeting dated August 16, 2018.

2. *The Board of Directors devises the Company's general strategy and approves the strategic plan developed by Management. In doing so, the Board of Directors takes into account environmental, social and corporate governance factors. The Board of Directors supervises its implementation by using key performance indicators and taking into account the best interest of the Company and all its shareholders.*

The Board of Directors, together with the different management divisions of the Company - structured based on the relevant areas - sets the goals and objectives, as well as the process to monitor compliance with the Company's policies and general strategies.

The executive business management is entrusted to the Executive Officers and Managers, as appropriate. In addition, the Board of Directors approves the investment and financing policies.

The participation of the management divisions is key when establishing the general strategy, since they are directly and immediately aware of the specific needs of each sector.

The Company's general strategies are also established taking into account the vision and mission, as well as internal and external risk factors. The Board of Directors is the body responsible for monitoring compliance with and application of the strategy in accordance with the values that govern the Company's business.

Usual practices include periodic work meetings of the members of the Board of Directors and the Corporate Management, meetings of those responsible for the different areas reporting to the Board, discussion by the Board of Directors of relevant and strategic issues.

3. The Board supervises the Management and ensures that it develops, implements, and maintains an adequate internal control system with clear reporting lines.

The Company has various mechanisms to provide information to its Directors and Managers well in advance, to keep them updated at the time of making a decision. The Board of Directors has worked on the establishment of regular procedures for informative meetings in all the aforementioned aspects to facilitate the decision-making of the management body, especially periodic meetings with the Management Committee made up of the Corporate Managers of each area and also, the meetings of the Board of Directors with the point persons of each area.

4. The Board of Directors designs the corporate governance structures and practices, appoints the person responsible for their implementation, monitors their effectiveness and suggests changes, if necessary.

The Board of Directors has led the development and creation process of the Integrity Program, which was approved through the Minutes of the Board of Directors' Meeting, dated August 16, 2018, and which was initially based on the following pillars: (i) a Code of Ethics and Conduct (the "Code"), (ii) an Anti-corruption Policy, (iii) a Policy on the Submission of Tenders and Bids, (iv) a Policy on Relationships with Government Officials; and (v) an Ethics Line for anonymous reports from third parties (the "Line"), managed by PricewaterhouseCoopers, and is constantly receiving advice on best practices on this regard.

Among Corporate Governance Policies, the Corporate Governance Code is a resource that helps us act ethically and responsibly in our daily activities. It is a guide to provide information on how to deal with the most frequent problems related to business conduct. Good corporate governance is essential to guarantee the growth and soundness of Grupo Albanesi, optimize its transparency, professionalize administrative practices, and protect the rights of shareholders and investors. The main objective of the Board of Directors is to ensure that the value delivered to shareholders and other stakeholders is channeled through the growth of the organization and its business, as well as through an adequate internal control framework.

To monitor compliance with existing policies, (i) the Human Resources Committee and (ii) the Ethics Committee are in operation, the creation of which was established by the Code.

These committees are made up of the Corporate Human Resources Manager, the Corporate Legal & Compliance Manager and an advisor, independent from the shareholders; they both hold regular meetings that are sufficient according to the current Company's structure.

5. *The members of the Board of Directors have sufficient time to perform their duties in a professional and efficient manner. The Board and its committees have clear and formal rules for their operation and organization, which are disclosed through the Company's website.*

The Company's Board of Directors is the highest management body. Given the Company's structure, all the members of the Board of Directors work full-time for the Company, so that they have sufficient time to perform their duties. Regarding its operation, and considering the Company's structure, it is governed in accordance with the Company's bylaws, management is entrusted to the Board of Directors, which is made up of a minimum of five and a maximum of nine regular directors and the same or fewer number of deputy directors. Directors will hold office for three fiscal years and must have the knowledge and competencies necessary to clearly understand their responsibilities and functions within Corporate Governance, and act with the loyalty and diligence of a good businessperson.

All members of the Board are fully in compliance with the provisions of articles 8 to 15 of the Company's Bylaws, regarding the Board membership and performance. For the adequate operation of the Board of Directors, the General Shareholders' Meeting determines the number of directors and appoints them. Responsibilities of the Board include, among others, accounting and finance, internal control, business evaluation, risk management, leadership, business vision and strategy.

The Board meets periodically in compliance with the legal provisions and whenever required by any of the directors; furthermore, it is responsible for the general administration of the Company, making all the necessary decisions for that purpose.

B) THE CHAIR OF THE BOARD OF DIRECTORS AND THE CORPORATE SECRETARIAT

6. *The Chairman of the Board is responsible for the good organization of Board meetings, prepares the agenda guaranteeing the collaboration of the other members and ensures that they receive the necessary materials sufficiently in advance to participate in the meetings in an informed and efficient manner. The chairpersons of the committees have the same responsibilities for their meetings.*

The business to be transacted at Board meetings is previously discussed in the meetings of the relevant areas, be them with the Corporate Management or point persons and committees. The members of the Board of Directors are previously informed of the business to be transacted at meetings, and the calls to said meetings are coordinated through the Legal Department (responsible for preparing the relevant minutes) and the secretariats of the Board, all under the supervision of the Chairman of the Board of Directors.

The Chairman of the Board is the person who presides over the Company's Board of Directors' Meetings. Decisions are made after deliberation by all the members attending the meeting.

Likewise, the Chairman ensures that the Shareholders' Meetings are called sufficiently in advance and proposes the agenda.

7. The Chairman of the Board of Directors ensures the correct internal operation of the Board of Directors by implementing formal annual evaluation processes.

As this is a closed entity, in which the Directors are executives who work full-time for the Company and proportionally represent the shareholder families, we understand that an evaluation process different from the one that applies to the rest of the payroll is not required.

8. The Chairman creates a positive and constructive workspace for all the members of the Board of Directors and ensures that they receive continuous training to stay up-to-date and to correctly fulfill their functions.

At Grupo Albanesi, we believe that a continuous training process is required to properly perform the functions within the Board of Directors - directors must obtain the knowledge and skills that allow them to efficiently and effectively manage the risks of the organization.

Bearing in mind the professional skills of the people who have served and are currently serving on the Board of Directors, as part of the Company's regular management, the Board of Directors, at the request of the Chairman, adopts update and general and/or particular training sessions depending on the specific needs that may arise in the exercise of the functions and responsibilities of each of the members of the Board of Directors or the executives.

9. The Corporate Secretariat provides support to the Chairman of the Board in the effective administration of the Board and collaborates in the communication among shareholders, Board of Directors and the Management.

Given the Company's structure, where all directors are executives, the function described in the Corporate Secretariat regulations is performed by all the members of the Corporate Management that make up the Management Committee. By meeting, they guarantee the efficiency and effectiveness of the subsequent Board meetings, in which all attendees are informed, since they have already participated in the previous meetings with the leaders of each area.

10. The Chairman of the Board ensures the participation of all its members in the development and approval of a succession plan for the Managing Director of the Company.

Given the Company's structure and way in which the Board of Directors acts (already explained in the previous paragraphs), there is no specific position of Managing Director. Succession of the Chairman is expressly regulated by the Company's bylaws.

C) COMPOSITION, APPOINTMENT AND SUCCESSION OF THE BOARD OF DIRECTORS.

11. *The Board of Directors has at least two members who are independent in accordance with the current criteria established by the National Securities Commission (CNV).*

On the basis of its ownership structure, and as the Company does not make public offering of its shares, the Company does not consider it necessary to have independent Directors.

12. *The Company has a Nominations Committee that is made up of at least three (3) members and is chaired by an independent director. If the Chairman of Board of Directors is also the Chairman of the Nominations Committee, he/she will refrain from participating in the discussions over the appointment of his/her own successor.*

Notwithstanding the fact that at present, the Company does not have a Nominations Committee, Directors are elected by the Shareholders' Meeting at the proposal of the acting Board members, and according to suitability criteria, based on the Company's needs, business and strategy.

13. *The Board, through the Nominations Committee, develops a succession plan for its members that rules the pre-selection process for candidates to fill vacancies, and takes into account the non-binding recommendations made by its members, the Managing Director and the shareholders.*

As mentioned in point 12 of section c) hereof, and without prejudice to the fact that at present, the Company does not have a Nominations Committee and a formal pre-selection process for candidates for the Board of Directors, the Board of Directors may, based on its experience and knowledge of the needs of the Company's management, propose candidates to fill the vacancies to the Shareholders' Meeting, on a non-binding basis.

14. *The Board implements a training program for its newly elected members.*

Given that the Company is a closed entity and there have been no changes in the composition of the Board of Directors, making it extremely stable, the implementation of a training program is not considered necessary as long as this trend in the composition of the Board of Directors continues.

D) REMUNERATION.

15. *The Company has a Remunerations Committee that is made up of at least three (3) members. The members are entirely independent or non-executive.*

Considering its structure, the Company understands that the existence of a Compensation Committee is not necessary, as most of the tasks set forth in the standard and related tasks are carried out by Corporate Human Resources Management and the Human Resources Committee.

16. The Board, through the Remunerations Committee, establishes a remuneration policy for the Managing Director and members of the Board.

As previously stated, the Board's remuneration policy does not differ from the parameters established for the Group's payroll as a whole and is aligned with the provisions of the General Companies Law, as appropriate.

E) CONTROL ENVIRONMENT.

17. The Board of Directors determines the Company's risk appetite and also supervises and guarantees the existence of a comprehensive risk management system that identifies, evaluates, decides the course of action and monitors the risks that the Company faces, including, but not limited to, environmental, social and business risks in the short and long term.

Both the Board of Directors and the different management divisions of the Company have vast experience in the business. In periodic meetings with the Management, the managers disclose the risks identified and Management determines the risk appetite.

The main risks of the activity are related to maintenance, hygiene, safety and environmental factors. Work programs include the necessary measures to prevent and, where appropriate, mitigate these risks. Performance results are evaluated by the Board of Directors, with the participation of the Plant Management.

18. The Board of Directors monitors and reviews the effectiveness of the independent internal audit and guarantees the resources for the implementation of an annual risk-based audit plan and a direct report line to the Audit Committee.

The Company's Internal Audit Department reports to the Chairman of the Board of Directors, which provides the independence necessary to perform its duties.

An annual risk-based audit plan is developed which is presented to the Board for approval.

The Board of Directors periodically monitors the evolution of the Plan and the effectiveness of the work carried out.

19. The internal auditor or members of the Internal Audit Department are independent and highly trained.

The members of the Internal Audit Department are university graduates, including Public Accountants, Bachelors of Business Administration and of Information Technology. They have sufficient audit experience and business knowledge. An annual training plan is contemplated for team members.

20. The Board of Directors has an Audit Committee that acts based upon regulations. The committee is mostly made up of and chaired by independent directors and does not include the Managing Director. Most of its members have professional experience in financial and accounting areas.

The Company does not have an Audit Committee. The Board actively participates in matters relating to:

- Financial reporting
- Fraud risks
- Independent internal audit
- Appointment of the external auditor
- Ethics and Compliance Program

21. The Board of Directors, following the opinion of the Audit Committee, approves a policy for selecting and monitoring external auditors, which sets the indicators that must be considered when making a recommendation to the Shareholders' Meeting on the retention or replacement of the external auditor.

The Company does not have a rotation policy for the members of the Surveillance Committee. Price Waterhouse & Co. SRL served as independent external auditor of the Company during the last few fiscal years. The Company will adjust the rotation of the External Auditor in due course, as established by current regulations.

F) ETHICS, INTEGRITY AND COMPLIANCE.

22. The Board of Directors approves a Code of Ethics and Conduct that reflects the values and ethical principles of integrity, as well as the culture of the Company. The Code of Ethics and Conduct is communicated and applicable to all Company directors, managers and employees.

In February 2018, Grupo Albanesi began the process of strengthening its Code of Ethics as part of the implementation of an Integrity Program to ensure its effectiveness in connection with the different related risks. The new Integrity Program was approved through the Board of Directors' Meeting dated August 16, 2018, the date on which the new Code was also approved, which reflects the values and culture of the Company and which applies to all shareholders, directors and employees in general in all locations where Grupo Albanesi operates.

23. *The Board of Directors establishes and periodically reviews, based on the risks, size and financial capacity, an Ethics and Integrity Program. Management supports the plan in a clear and unequivocal manner, and appoints an internal manager to develop, coordinate, supervise and evaluate periodically the program for its effectiveness. The program sets forth: (i) periodic training for directors, managers and employees on ethics, integrity and compliance; (ii) internal channels for reporting irregularities, open to third parties and adequately disclosed; (iii) a policy to protect whistleblowers from retaliation; and an internal investigation system that safeguards the rights of the investigated persons and imposes effective sanctions for violations of the Code of Ethics and Conduct; (iv) integrity policies relating to bidding processes; (v) mechanisms for periodic risk analysis, monitoring and evaluation of the Program; and (vi) procedures that verify the integrity and track record of third parties or business partners (including due diligence to verify irregularities, illegal acts or vulnerabilities during the processes of corporate transformation and acquisitions), including suppliers, distributors, service providers, agents and intermediaries.*

The Board of Directors approves the reviews and proposals made by the Ethics Committee regarding the Company's Integrity Program, implementing the pertinent modifications to the policies and measures already in place, as well as reinforcing and creating new ones. All this considering the related risks, as well as the size and economic capacity of the Company. Modifications are then communicated to the Company's employees, directors and shareholders.

Regarding the aforementioned actions, and under the Integrity Program, the Company implemented a Training Plan that began with the plant managers, trustees, directors, shareholders, department managers and key employees, who received classroom-based courses.

In September 2019, the Group launched a mandatory e-learning to train all employees, guaranteeing and facilitating access in all the country locations where the Company operates.

As previously stated, the Integrity Program created an Ethics Line for anonymous reports by third parties, managed by PricewaterhouseCoopers. The four channels available may be consulted in the following web site: <http://www.albanesi.com.ar/linea-etica.php>

The Code of Ethics establishes that whistleblowers should not be retaliated against, but protected, and may remain anonymous, if they so decide.

Furthermore, the Company is implementing a Due Diligence process for third parties, which will require the previous analysis of any third party willing to do business with the Company. In addition, an Anti-corruption and Ethics clause was included in the bidding terms and conditions and in the contracts to which the Company is a party.

24. *The Board ensures the existence of formal mechanisms to prevent and manage conflicts of interest. In the case of transactions between related parties, the Board of Directors approves a policy that establishes the role of each corporate body and*

defines how to identify, manage and disclose transactions causing damage to the Company or only to certain investors.

In compliance with the provisions of the Code, a mandatory registry of Conflicts of Interest was created, which can be accessed by all members of the Company. The Ethics Committee reviews the registry, analyzes the reported conflicts, and reports them to the Company's Board of Directors.

G) PARTICIPATION OF SHAREHOLDERS AND STAKEHOLDERS.

25. The Company's website discloses financial and non-financial information, providing timely and equal access to all Investors. The website has a specialized area for dealing with inquiries from Investors.

In the website of Grupo Albanesi (www.albanesi.com.ar), the Company provides specific information for investors. In the website, the Company provides detailed information, as required by the CNV for each securities issue. The Company has developed a section within the website to include not only corporate information but also information important for users in general.

Without prejudice to the fact that it does not have an Investor Relations Officer, the tasks detailed in the regulation regarding contact with and information to investors are carried out by the Management of Financial Structuring, and the Legal and Compliance Department updates the information related to Corporate Governance Policies.

26. The Board of Directors must ensure that there is a procedure in place for identifying and classifying stakeholders and a communication channel for them.

In the website of Grupo Albanesi (www.albanesi.com.ar), the Company has a communication channel with stakeholders to clear all general doubts. Stakeholders may send an e-mail to the Company at inversores@albanesi.com.ar, specifying the Company in connection with which they are requiring information.

27. Prior to Shareholders' Meetings, the Board of Directors sends to the shareholders a "provisional information package" that allows them - through a formal communication channel - to make non-binding comments and share dissenting opinions on the recommendations made by the Board of Directors. When sending the final information package, the Board must expressly reply to the comments received, as it deems necessary.

The Board of Directors sends to the shareholders in advance all the information necessary to discuss the relevant matters at the Shareholders' Meeting. It is worth mentioning that, being a closed entity, it is quite simple for the Company to send information and different reports, which is reflected in the participation and unanimous decision of all resolutions made at Shareholders' Meetings so far.

28. Under the Company's by-laws, shareholders can receive information packages for the Shareholders' Meeting through virtual means and participate in the meetings through electronic means of communication that allow the simultaneous transmission of sound, images and words, thus ensuring the principle of equal treatment of all participants.

Since the Company does not make public offering of its shares, at present, it does not require the implementation of electronic means of communication for the transmission of information. The provision of information by the Board of Directors to the shareholders is guaranteed.

29. The Dividend Distribution Policy is aligned with the strategy and clearly establishes the criteria, frequency and conditions under which dividend distribution will be performed.

The Issuer does not have a specific policy on dividend distribution established by the bylaws and approved by the Shareholders' Meeting. Article 19 of the Company's Bylaws establishes that dividends must be paid in proportion to the shares paid-up within the year in which dividends are approved.

Armando Losón (Jr.)
President

Free translation from the original prepared in Spanish for publication in Argentina

Generación Mediterránea S.A.

Composition of the Board of Directors and Syndics' Committee

President

Armando Losón (Jr.)

1st Vice President

Guillermo G. Brun

2nd Vice President

Julián P. Sarti

Full Directors

Carlos A. Bauzas

Sebastián A. Sánchez Ramos

Oscar C. De Luise

Juan Carlos Collin

Jorge Hilario Schneider

Ricardo Martín López

Alternate Directors

José Leonel Sarti

Juan G. Daly

Romina S. Kelleyian

Darío Sebastián Silberstein

Oswaldo Enrique Alberto Cado

Full Syndics

Enrique O. Rucq

Marcelo P. Lerner

Francisco A. Landó

Alternate Syndics

Juan Cruz Nocciolino

Carlos I. Vela

Marcelo Claudio Barattieri

Legal information

| | |
|--|--|
| Company Name: | Generación Mediterránea S.A. |
| Legal address: | Av. L. N. Alem 855, Floor 14, City of Buenos Aires. |
| Main business activity: | Generation and sale of electric energy Development of energy projects, execution of projects, advisory services, provision of services, management, administration and performance of works of any kind. Investments and financial operations of any kind, except those established by Law No. 21526 |
| Tax ID: | 30-68243472-0 |
| Date of registration with the Public Registry of Commerce: | |
| By-laws: | January 28, 1993 |
| Latest amendment: | March 17, 2017 |
| Registration with the Legal Entities Regulator under number: | 644 of Book 112, Volume A of Corporations |
| Expiration date of Company By-laws: | January 28, 2092 |
| Parent company: | Albanesi S.A. |
| Legal address: | Av. L. N. Alem 855, Floor 14, City of Buenos Aires. |
| Main line of business of Parent Company: | Investment and financial activities |
| Percentage of equity interest held by Parent Company: | 95% |
| Percentage of voting rights of Parent Company: | 95% |

| CAPITAL STATUS (Note 13) | |
|---|------------------------------------|
| Class of shares | Subscribed, paid-in and registered |
| | \$ |
| Ordinary, registered, non-endorsable shares of \$1 par value each and entitled to 1 vote per share. | 138,172,150 |

Free translation from the original prepared in Spanish for publication in Argentina

Generación Mediterránea S.A.

Statement of Financial Position

At December 31, 2019, presented in comparative format
Stated in pesos

| | Note | 12.31.2019 | 12.31.2018 |
|---|------|-----------------------|-----------------------|
| ASSETS | | | |
| NON-CURRENT ASSETS | | | |
| Property, plant and equipment | 7 | 39,328,707,108 | 36,954,972,450 |
| Investments in Companies | | 129,863 | 199,768 |
| Other receivables | 11 | 2,783,520,706 | 96,607,807 |
| Trade receivables | 10 | - | 89,915,476 |
| Total non-current assets | | 42,112,357,677 | 37,141,695,501 |
| CURRENT ASSETS | | | |
| Spare parts and materials | 9 | 216,335,941 | 165,609,955 |
| Other receivables | 11 | 1,959,046,684 | 2,414,052,991 |
| Other financial assets at fair value through profit or loss | | - | 388,209,911 |
| Trade receivables | 10 | 3,038,284,929 | 2,466,260,075 |
| Cash and cash equivalents | 12 | 879,173,042 | 475,205,211 |
| Total current assets | | 6,092,840,596 | 5,909,338,143 |
| Total Assets | | 48,205,198,273 | 43,051,033,644 |
| EQUITY | | | |
| Share capital | 13 | 138,172,150 | 138,172,150 |
| Capital Adjustment | | 1,202,693,222 | 1,202,693,222 |
| Additional paid-in capital | | 1,224,408,686 | 1,224,408,686 |
| Legal reserve | | 55,526,538 | 55,526,538 |
| Optional reserve | | 924,393,413 | 924,393,413 |
| Technical revaluation reserve | | 3,145,992,249 | 5,289,068,541 |
| Special reserve | | - | 3,615,674 |
| Special reserve General Resolution No. 777/18 | | 3,217,283,917 | 3,344,415,159 |
| Other comprehensive income/(loss) | | (4,323,699) | (1,302,339) |
| Unappropriated retained earnings | | (645,136,064) | (2,114,796,387) |
| TOTAL EQUITY | | 9,259,010,412 | 10,066,194,657 |
| LIABILITIES | | | |
| NON-CURRENT LIABILITIES | | | |
| Provisions | 22 | - | 6,898,800 |
| Deferred tax liabilities, net | 21 | 5,807,301,946 | 3,250,821,050 |
| Defined benefit plan | 23 | 24,886,666 | 17,654,420 |
| Loans | 17 | 22,919,100,069 | 20,049,219,496 |
| Trade payables | 15 | 1,466,099,378 | 1,793,046,386 |
| Total non-current liabilities | | 30,217,388,059 | 25,117,640,152 |
| CURRENT LIABILITIES | | | |
| Other debts | 16 | 368,816 | 1,457,894 |
| Tax payables | 20 | 164,095,412 | 18,953,690 |
| Salaries and social security liabilities | 19 | 78,985,873 | 70,323,233 |
| Defined benefit plan | 23 | 2,878,301 | 2,927,284 |
| Loans | 17 | 3,868,528,378 | 3,986,885,241 |
| Trade payables | 15 | 4,613,943,022 | 3,786,651,493 |
| Total current liabilities | | 8,728,799,802 | 7,867,198,835 |
| Total liabilities | | 38,946,187,861 | 32,984,838,987 |
| Total liabilities and equity | | 48,205,198,273 | 43,051,033,644 |

The accompanying notes form an integral part of these financial statements.

Free translation from the original prepared in Spanish for publication in Argentina

Generación Mediterránea S.A.

Statements of Comprehensive Income For the fiscal years ended December 31, 2019 and 2018 Stated in pesos

| | Note | 12.31.2019 | 12.31.2018 |
|--|------|------------------------|------------------------|
| Sales revenue | 24 | 11,007,076,332 | 10,769,714,058 |
| Cost of sales | 25 | (4,426,566,655) | (5,027,364,757) |
| Gross income/(loss) | | 6,580,509,677 | 5,742,349,301 |
| Selling expenses | 26 | (2,519,003) | (40,269,079) |
| Administrative expenses | 27 | (299,020,113) | (286,154,414) |
| Other income | 28 | 2,868,765 | 5,493,126 |
| Other expenses | 29 | - | (435,807,681) |
| Operating income | | 6,281,839,326 | 4,985,611,253 |
| Financial income | 30 | 901,329,024 | 337,822,193 |
| Financial expenses | 30 | (2,738,328,489) | (2,487,163,585) |
| Other financial results | 30 | (102,150,799) | (4,457,761,110) |
| Financial results, net | | (1,939,150,264) | (6,607,102,502) |
| Pre-tax profit/(loss) | | 4,342,689,062 | (1,621,491,249) |
| Income tax | 21 | (3,204,828,999) | 336,161,060 |
| Income/(loss) for the year | | 1,137,860,063 | (1,285,330,189) |
| Benefit plan | 23 | (4,028,480) | (1,736,451) |
| Revaluation of property, plant and equipment | 7 | (2,589,363,930) | 7,052,091,387 |
| Impact on income tax | 21 | 648,348,103 | (1,762,588,734) |
| Other comprehensive income for the year | | (1,945,044,307) | 5,287,766,202 |
| Total comprehensive income for the year | | (807,184,244) | 4,002,436,013 |
| Earnings/(losses) per share | | | |
| Basic and diluted earnings (losses) per share | 31 | 8.24 | (9.30) |

The accompanying notes form an integral part of these financial statements.

Generación Mediterránea S.A.

Statement of Changes in Equity For the fiscal years ended December 31, 2019 and 2018 Stated in pesos

| | Share capital (Note 13) | Capital Adjustment | Additional paid- in capital | Legal reserve | Optional reserve | Special Reserve GR No. 777/18 | Special Reserve | Technical revaluation reserve | Other comprehensive income for the year | Unappropriated retained earnings | Total equity |
|--|-------------------------------|-----------------------|--------------------------------|-------------------|---------------------|----------------------------------|--------------------|-------------------------------------|--|-------------------------------------|-----------------------|
| Balances at December 31, 2017 | 138,172,150 | 1,202,693,222 | 1,224,408,686 | 14,591,651 | 146,630,579 | 3,344,415,159 | 3,615,674 | - | - | (10,768,477) | 6,063,758,644 |
| Shareholders' Meeting minutes of April 18, 2018: | | | | | | | | | | | |
| - Setting up of legal reserve | - | - | - | 40,934,887 | - | - | - | - | - | (40,934,887) | - |
| - Setting up of optional reserve | - | - | - | - | 777,762,834 | - | - | - | - | (777,762,834) | - |
| Other comprehensive income/(loss) | - | - | - | - | - | - | - | 5,289,068,541 | (1,302,339) | - | 5,287,766,202 |
| Loss for the year | - | - | - | - | - | - | - | - | - | (1,285,330,189) | (1,285,330,189) |
| Balances at December 31, 2018 | 138,172,150 | 1,202,693,222 | 1,224,408,686 | 55,526,538 | 924,393,413 | 3,344,415,159 | 3,615,674 | 5,289,068,541 | (1,302,339) | (2,114,796,387) | 10,066,194,657 |
| Shareholders' Meeting Minutes of April 18, 2019: | | | | | | | | | | | |
| - Reversal of special reserve | - | - | - | - | - | - | (3,615,674) | - | - | 3,615,674 | - |
| Other comprehensive income/(loss) | - | - | - | - | - | - | - | (1,942,022,948) | (3,021,360) | - | (1,945,044,308) |
| Reversal of technical revaluation reserve | - | - | - | - | - | (127,131,242) | - | (201,053,344) | - | 328,184,586 | - |
| Income for the year | - | - | - | - | - | - | - | - | - | 1,137,860,063 | 1,137,860,063 |
| Balances at December 31, 2019 | 138,172,150 | 1,202,693,222 | 1,224,408,686 | 55,526,538 | 924,393,413 | 3,217,283,917 | - | 3,145,992,249 | (4,323,699) | (645,136,064) | 9,259,010,412 |

The accompanying notes form an integral part of these financial statements.

Free translation from the original prepared in Spanish for publication in Argentina

Generación Mediterránea S.A.

Statement of Cash Flows

For the fiscal years ended December 31, 2019 and 2018

Stated in pesos

| | Notes | 12.31.2019 | 12.31.2018 |
|--|-----------|------------------------|------------------------|
| Cash flow provided by operating activities: | | | |
| Income/(loss) for the year | | 1,137,860,063 | (1,285,330,189) |
| Adjustments to arrive at net cash flows provided by operating activities: | | | |
| Income tax | 21 | 3,204,828,999 | (336,161,060) |
| Accrued interest, net | 30 | 1,833,412,551 | 2,128,534,544 |
| Depreciation of property, plant and equipment | 7 and 25 | 1,495,002,005 | 1,386,468,763 |
| Provision for directors' fees | | - | 484,618 |
| Income/(Loss) from changes in the fair value of financial instruments (1) | 30 | 139,427,825 | (1,080,586,676) |
| (Decrease) in provision for contingencies | 22 | (5,829,605) | (4,492,595) |
| Increase in provision for bad debts | 22 | (81,567) | - |
| Present value | | 57,876,650 | 75,629,496 |
| Exchange differences, net | 30 | 10,546,165,382 | 17,133,184,827 |
| Other financial results | | 4,954,750 | - |
| Employee benefit plans | 23 and 25 | 6,905,588 | 21,325,406 |
| RECPAM (Purchasing Power Parity) | 30 | (10,788,792,488) | (8,631,428,418) |
| Depreciation of property, plant and equipment | | - | (3,299,973,436) |
| Changes in operating assets and liabilities: | | | |
| (Increase)/Decrease in trade receivables | | (133,474,240) | 399,163,812 |
| Decrease in other receivables (2) | | 411,183,116 | 3,121,034 |
| (Increase) in inventories | | (58,355,852) | (41,154,138) |
| (Decrease) in trade payables (3) | | (2,769,152,061) | (3,043,809,759) |
| (Decrease) in other liabilities | | (999,250) | (347,902,890) |
| Increase in salaries and social security charges | | 11,309,867 | 44,830,149 |
| Employee benefit plans | | - | (1,736,452) |
| Increase/(decrease) in tax payables | | 82,711,204 | (49,293,398) |
| Net cash flow provided by operating activities | | 5,174,952,937 | 3,070,873,638 |
| Cash flow provided by investing activities: | | | |
| Acquisition of property, plant and equipment | 7 | (2,512,786,493) | (2,597,364,326) |
| (Subscription) of mutual funds, net | | (67,053,240) | (37,324,340) |
| Loans collected | | 227,268,230 | 110,545,396 |
| Loans granted | | (2,576,420,319) | (52,823,464) |
| Net cash flows (used in) investing activities | | (4,928,991,822) | (2,576,966,734) |
| Cash flow from financing activities: | | | |
| Collection of financial instruments | | 207,203,331 | 401,699,750 |
| Borrowings | 17 | 5,567,782,935 | 7,732,166,601 |
| Payment of loans | 17 | (3,600,671,499) | (6,303,115,015) |
| Payment of interest | 17 | (2,383,735,433) | (2,176,010,511) |
| Net cash flows applied to financing activities | | (209,420,666) | (345,259,175) |
| INCREASE IN CASH, NET | | 36,540,449 | 148,647,729 |
| Cash and cash equivalents at the beginning of year | | 475,205,211 | 192,183,998 |
| Financial results of cash and cash equivalents | | 99,449,944 | 50,885,414 |
| Gain/loss on purchasing power parity (RECPAM) of cash and cash equivalents | | 267,977,438 | 83,488,070 |
| Cash and cash equivalents at year end | 12 | 879,173,042 | 475,205,211 |
| | | 36,540,449 | 148,647,729 |

(1) Valuation difference corresponding to hedge contracts and Mutual Investment Funds.

(2) Includes payments to suppliers for the purchase of property, plant and equipment for \$1,625,904,370 and \$320,228,992 at December 31, 2019 and 2018, respectively.

(3) Includes commercial payments for works financing. See Note 36.

The accompanying notes form an integral part of these financial statements.

Free translation from the original prepared in Spanish for publication in Argentina

Generación Mediterránea S.A.

Statements of Cash Flows (Cont'd)

For the fiscal years ended December 31, 2019 and 2018

Stated in pesos

| | Notes | 12.31.2019 | 12.31.2018 |
|---|--------------|-------------------|-------------------|
| Material transactions not entailing changes in cash | | | |
| Acquisition of property, plant and equipment not yet paid | 7 | (1,757,503,276) | (6,347,017) |
| Decrease/(Increase) resulting from technical revaluation | | 1,942,022,948 | (5,289,068,541) |
| Interest and exchange difference capitalized in property, plant and equipment | 7 | (2,187,923,082) | (816,560,296) |
| Loans granted | | - | (685,151,791) |
| Loans to Directors, repaid | 32 | (6,512,676) | (30,758,249) |
| Advances to suppliers applied to the acquisition of property, plant and equipment | 7 | - | (39,505,401) |
| Interest forgiven | 32 | 4,320,337 | - |
| Issuance of Negotiable Obligations paid up in kind | 17 | 2,715,336,534 | - |
| Defined benefit plan | 23 | 3,021,360 | 1,302,339 |

The accompanying notes form an integral part of these financial statements.

Generación Mediterránea S.A.

Notes to the financial statements:
for the fiscal year ended December 31, 2019,
presented in comparative format
Stated in pesos

NOTE 1: GENERAL INFORMATION

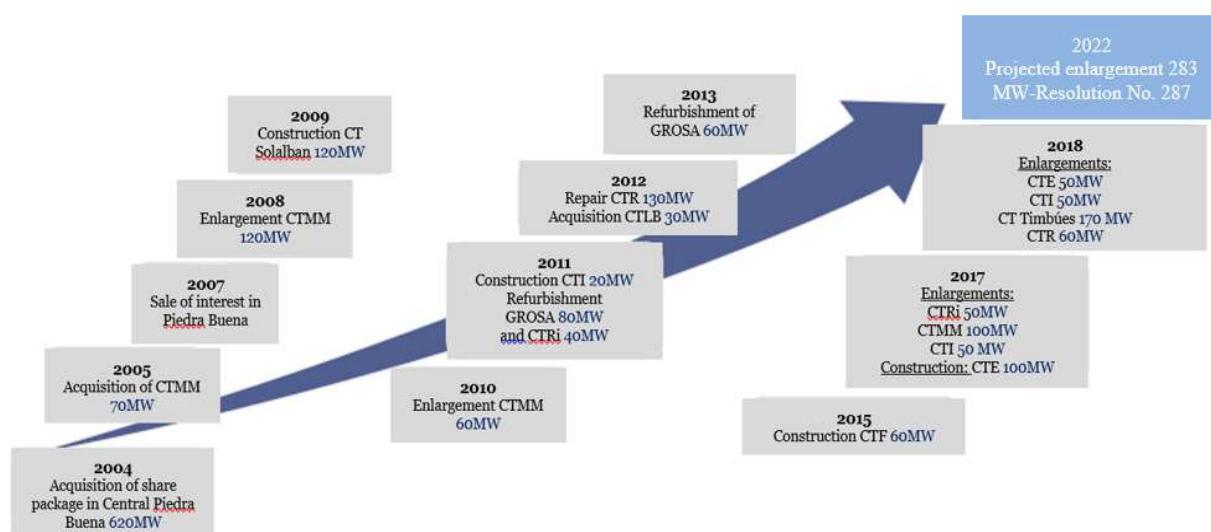
GMSA's main line of business is the conventional thermal power generation. It has six thermal power plants operating throughout the whole country fed with natural gas as well as diesel as alternative fuel. They sell the energy generated in accordance with different regulatory frameworks. GMSA's nominal installed capacity is 900 MW.

| Power Plant | Nominal installed capacity | Resolution | Location |
|--|----------------------------|--|--------------------------------|
| Central Térmica Modesto Maranzana (CTMM) | 350 MW | ES Nos. 220/07, 1281/06 Plus and SRRyME 01/2019 | Río Cuarto, Córdoba |
| Central Térmica Independencia (CTI) | 220 MW | ES Nos. 220/07, 1281/06 Plus, SEE 21/16 and SRRyME 01/2019 | San Miguel de Tucumán, Tucumán |
| Central Térmica Frías (CTF) | 60 MW | ES Nos. 220/07 and SRRyME 01/2019 | Frías, Santiago del Estero |
| Central Térmica Riojana (CTRI) | 90 MW | ES Nos. 220/07 and SRRyME 01/2019 | La Rioja, La Rioja |
| Central Térmica La Banda (CTLB) | 30 MW | SRRyME No. 01/2019 | La Banda, Santiago del Estero |
| Central Térmica Ezeiza (CTE) | 150 MW | EES No. 21/16 | Ezeiza, Buenos Aires |
| Total nominal installed capacity | 900 MW | | |

GMSA is controlled by Albanesi S.A., an investing and financing company, which holds 95% of its capital and votes. ASA was established in 1994. Through its subsidiaries and related entities, the Company has invested in the energy market, in the power generation and commercialization segment, its main line of business to date.

Albanesi Group had at the date these financial statements were signed a total installed capacity of 1,520 MW, representing 6.1% of the total installed thermoelectric capacity in Argentina, it being expanded with additional 283 MW with all the new projects awarded and currently under way.

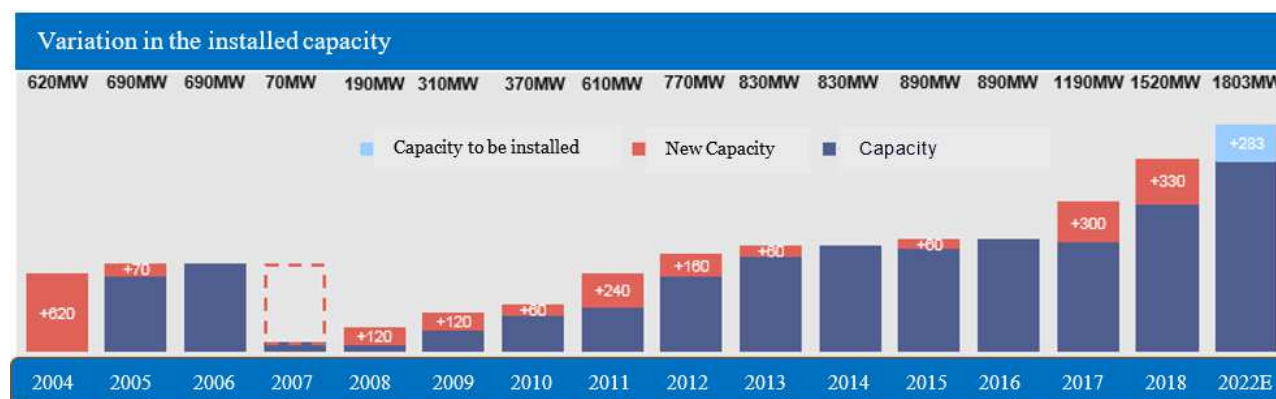
Albanesi Group entered the electricity market in 2004 with the purchase of the power plant Luis Piedra Buena S.A. In this way the development of the electricity market became one of the main purposes of the Group.



Generación Mediterránea S.A.

Notes to the financial statements (Cont'd)

NOTE 1: GENERAL INFORMATION (Cont'd)



Through EES Resolution No. 287 - E/2017 of May 10, 2017, the EES instructed CAMMESA to call for those interested parties to offer new thermal generation focused on closure of combined cycles and co-generation technology, with the commitment to install and start up new generation to meet the demand in the WEM.

GMSA participated in that call and was awarded two projects for closure of combined cycles through SEE Resolution 926 – E/2017.

One of those projects is the closure of the combined cycle of the TG06 and TG07 units at CTMM, located in Río Cuarto, Province of Córdoba. The project consists in the installation of a new 54 MW Siemens SGT800 gas turbine (with a guaranteed power of 47.5 MW) and the conversion into combined cycle of the three gas turbines (3x1 configuration). For such conversion, a heat recovery steam generator that will generate steam at two pressures will be installed at the outflow of the gas turbines to feed a steam turbine SST-600 that will supply an additional 65 MW to the network, as well as the necessary infrastructure for its operation and maintenance. The project for the closure of CTMM combined cycle will enable contributing a further 112.5 MW to SADI. The addition of the new gas turbine will demand more fuel for the system. The addition of the steam turbine will contribute 65 MW, without additional consumption of fuel, with the complete cycle recording a specific consumption of 1,590 Kcal/KWh.

Another awarded project was the closure of the combined cycle of CTE TG01, TG02 and TG03 units. The project related to this bidding process consists in i) the installation of a fourth Siemens SGT-800 gas turbine of 54 MW and ii) the conversion into combined cycle of the four gas turbines. For the conversion into combined cycle, a steam recovery boiler will be installed at the gas exhaust of each of the gas turbines, which will produce steam in two pressures to feed two steam turbines (2x1 configuration) that will deliver 44 MW each to the network. The project for the closure of CTE combined cycle will enable contributing a further 138 MW to SADI. Although the new gas turbine to be installed will consume additional fuel, the inclusion of two steam turbines will contribute a further 88 MW without additional fuel consumption, and the two full cycles will have a specific consumption of 1,590 Kcal/KWh.

Generación Mediterránea S.A.

Notes to the financial statements (Cont'd)

NOTE 1: GENERAL INFORMATION (Cont'd)

On September 2, 2019, the SRRYME Resolution No. 25/2019 was published whereby the generating agents awarded projects under ESS Resolution No. 287/2017 were authorized to extend the commercial authorization term.

On October 2, 2019, the Company used the option established in the Resolution to formally state a New Date for the Commercial Authorization Committed (NFHCC) under the wholesale demand agreements entered into in accordance with ESS Resolution No. 287/2017 belonging to CTE and CTMM, respectively.

For this purpose, the Company has stated as NFHCC December 6, 2022, for both agreements.

Maintenance contract

GMSA and PWPS entered into a global service agreement (Long Term Service Agreement), for the power plants CTMM, CTI and CTE. As set forth in the agreement, PWPS must provide on-site technical assistance on a permanent basis, a remote monitoring system to follow up on the efficient performance of the turbines, 24-hour assistance from the engineering department in the USA, original spare parts in a timely manner and repairs for planned and corrective maintenance. GMSA entered into an equipment lease agreement whereby PWPS must make available to GMSA under EXW conditions replacement equipment (Gas Generator/Power Turbine) for 72 hours, in case of unplanned placing of equipment out of service. PWPS thus guarantees availability of not less than ninety five percent (95%) to the Power Plants for a contractual year. Also, the Power Plants have their own repair shop with tools and stocks of spare parts to perform on-site repairs without having to send the equipment to the shop in the USA. The gas turbine equipment can be sent by plane, thus reducing the transportation time.

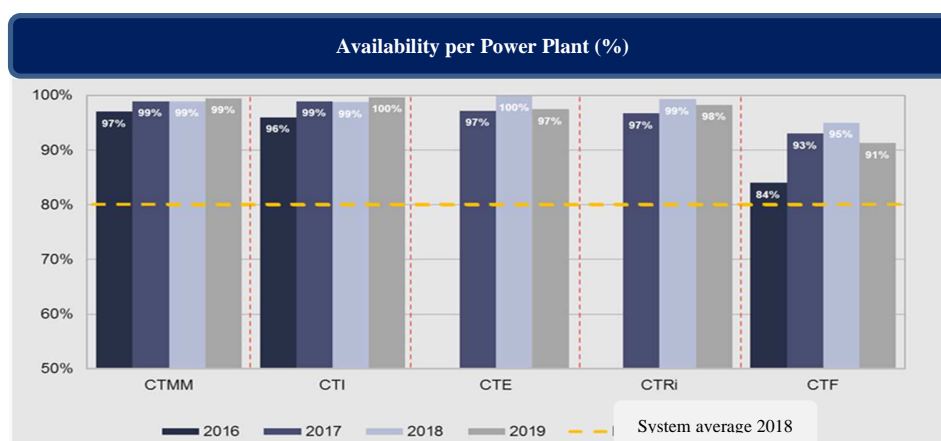
In addition, GMSA signed with Siemens S.A. and Siemens Industrial Turbomachinery AB a global service and spare part agreement for the power plants CTRi, CTMM, CTI and CTE. As set forth in the agreements, Siemens must provide on-site technical assistance on a permanent basis, a remote monitoring system to follow up on the performance of the turbines, 24-hour assistance from the engineering department, original spare parts in a timely manner and repairs for planned and corrective maintenance. In addition, the agreement establishes that Siemens will make available for GMSA replacement equipment (engine gas generator), if necessary, for CTRi, CTMM, CTI and CTE. Siemens thus guarantees an average availability of not less than ninety six percent (96%) to the above mentioned power plants for each biannual measurement period. In addition, the power plants have their own repair shop with tools and spare parts in stock to make on-site repairs. Compliance with the energy sale agreement with CAMMESA under Resolution No. 220/07 (for power plants CTRi and CTMM) and Resolution No. 21/16 (for power plants CTI and CTE) is thus guaranteed.

Generación Mediterránea S.A.

Notes to the financial statements (Cont'd)

NOTE 1: GENERAL INFORMATION (Cont'd)

Maintenance contract (Cont'd)



The high availability percentages shown in the graphic above ensure to a great extent the estimated operating income/(loss) of the business and the compliance with the goals established by the Board.

The environment

CTMM has maintained certification of an Integrated Management System under ISO 9001:2015, ISO 14001:2015 and OHSAS 18001:2007. The pertinent documentation has been updated in compliance with the new management requirements, as a result of the enlargement of its electric power generation process.

In July 2017, the Environmental and Quality Management Systems were migrated to the new 2015 version and placed in production, upon completion of the respective in-house training and distance learning.

CTI, CTLB, CTRi and CTF have maintained certification of an Environmental Management System under ISO 14001:2015, developed and implemented within the corporation. The pertinent documentation has been updated in compliance with the new management requirements of the organization, as a result of the changes introduced with the updated version of the Standard and the field realities in view of the project development related to the expansion of the existing processes and the installation of new generation sites.

In July 2017, the Environmental Management System was migrated to the new 2015 version and placed in production, upon completion of the respective in-house training and distance learning.

The staff has been trained according to the training needs identified for a correct performance of duties, and the controls and preventative follow-ups undertaken have been performed as planned.

Generación Mediterránea S.A.
Notes to the financial statements (Cont'd)

NOTE 1: GENERAL INFORMATION (Cont'd)

The environment (Cont'd)

During the period from October to November 2017, a new external audit on maintenance control of the Integrated Management System was conducted by IRAM as the certification agency, with a positive outcome.

NOTE 2: REGULATORY ASPECTS RELATED TO THE COMPANY'S POWER GENERATION ACTIVITIES

The Company's revenue from electricity generation activity is derived from sales to Large Users on the Forward Market (MAT), for surplus demand (ES Resolution No. 1281/06); from sales to CAMMESA under ES Resolution No. 220/07, and sales under ES Resolutions No. 21/16 and SRRyME Resolution No. 01/19. In addition, the excess electricity generated under the modalities of ES Resolutions No. 1281/06 and 220/07 is sold on the Spot Market, in accordance with the regulations in force in the WEM administered by CAMMESA.

a) Energía Plus Regulations, ES Resolution 1281/06

This Resolution provides that the existing energy sold on the Spot Market has the following priorities:

- (1) Demand lower than 300 KW;
- (2) Demand over 300 KW, with contracts; and
- (3) Demand over 300 KW, without contracts.

It also establishes certain restrictions on the sale of electric power and implements the "Energía Plus" service, which allows generating agents to offer the available additional generation. They must fulfill the following requirements: (i) they must be WEM agents whose generating units shall have been authorized for commercial operation after September 5, 2006; and (ii) they must have fuel supply and transportation contracts.

The regulation establishes that:

- Large Users with demand over 300 KW ("GU300") will be authorized to enter into contract for their demand of electricity in the forward market with the generating agents existing in the WEM at the moment, only for the electricity consumption in 2005 ("Basic Demand").
- The electricity consumed by GU300 above their Basic Demand must be hired with new generation (Energía Plus) at a price agreed upon by the parties. This may not exceed 50% of the actual demand.
- New Agents entering the system must contract 50% of their total demand under the Energía Plus service, under the same conditions as described above.

Generación Mediterránea S.A.
Notes to the financial statements (Cont'd)

NOTE 2: REGULATORY ASPECTS RELATED TO THE COMPANY'S POWER GENERATION ACTIVITIES
(Cont'd)

a) Energía Plus Regulations, ES Resolution No. 1281/06 (Cont'd)

At the date of these financial statements, almost all the nominal power of 135 MW available is under contract. The duration of these contracts is from 1 to 2 years.

b) WEM Supply Contract (ES Resolution No. 220/2007)

In January 2007, the ES issued Resolution No. 220, which authorized the execution of Supply Contracts between CAMMESA and the generating agents that would like to install new generation capacity and related energy. In this regard, the execution of Supply Contracts was foreseen as another way to generate incentives for the development of additional energy projects.

These Supply Contracts were entered into between generating agents and CAMMESA, with a duration of 10 years or a shorter term that may exceptionally be established. The valuable consideration for availability of generation and the related electricity was established in each contract based on the costs accepted by the ES. The contracts also establish that the machines and power plants used to cover the Supply Contracts will generate energy as they are dispatched by CAMMESA.

Sales under this modality are denominated in dollars and are paid by CAMMESA under a take or pay clause and the generated surplus is sold to the Spot Market, pursuant to regulations in effect in the WEM administered by CAMMESA.

GMSA and CAMMESA entered into various Wholesale Electric Market (WEM) supply contracts: For CTMM it agreed a power of 45 MW for TG5 and for a term of 10 years counted as from October 2010, and 89.9 MW for TG6 and 7 and a duration of 10 years counted as from July 2017; for CTI it agreed a power of 100 MW and a duration of 10 years counted as from November 2011; for CTF it agreed a power of 55.5 MW and a duration of 10 years counted as from December 2015, and for CTRi it agreed a power of 42 MW and a duration of 10 years counted as from May 2017.

The agreements set forth a remuneration made up of 5 components:

- i) a fixed charge for hired power, affected by monthly average availability; the remunerated price is:

| Thermal power plants | Fixed charge for power hired | Hired power |
|----------------------|------------------------------|-------------|
| | USD/MW-month | MW |
| CTMM TG 5 | USD 16,133 | 45 |
| CTI TG 1 and 2 | USD 17,155 | 100 |
| CTF | USD 19,272 | 55.5 |
| CTMM TG 6 and 7 | USD 15,930 | 89.9 |
| CTRi TG 24 | USD 16,790 | 42 |

- ii) the fixed charge recognizes transportation costs plus other costs inherent to the generating agents;
- iii) the variable charge associated with the energy effectively prescribed under the contract and which purpose is to remunerate the operation and maintenance of the Plant:

Generación Mediterránea S.A.
Notes to the financial statements (Cont'd)

NOTE 2: REGULATORY ASPECTS RELATED TO THE COMPANY'S POWER GENERATION ACTIVITIES
(Cont'd)

b) WEM Supply Contract (ES Resolution No. 220/2007) (Cont'd)

| Thermal power plants | Variable charge in USD/MWh | |
|----------------------|----------------------------|-----------|
| | Gas | Diesel |
| CTMM TG 5 | USD 7.83 | USD 8.32 |
| CTI TG 1 and 2 | USD 7.52 | USD 7.97 |
| CTF | USD 10.83 | USD 11.63 |
| CTMM TG 6 and 7 | USD 8.00 | USD 10.50 |
| CTRi TG 24 | USD 11.44 | USD 15.34 |

iv) a variable charge for repayment of fuel costs, all of them at reference price; and

v) a discount for penalties. These penalties are applied to the hours in which 92% of the agreed upon power has not been reached and are valued on a daily basis and according to the operating condition of the machine and the market situation.

c) Sales under EES Resolution No. 21/2016

EES Resolution No. 21 of March 22, 2016 called for bids for new thermal generation capacity and associated energy production by generating, co-generating and self-generating agents, with a commitment to be available in the WEM during the summer periods of (2016/2017 and 2017/2018) and for the 2017 winter season.

Through ES Note No. 161/2016 the Energy Secretariat made public the bidding process whereby 1000 MW of thermoelectric power was expected to be installed. Power to be installed should arise from new generation projects. Bids could not commit, at each connection point proposed, a generation capacity lower than 40 MW total and, in turn, the net power of each generating unit forming the offer for location may not be lower than 10 MW. Equipment committed in the offers should have dual capacity of fuel consumption to operate interchangeably and specific consumption should not exceed 2,500 kilocalories per kWh.

Finally, through ES Resolution No. 155/2016 the first projects awarded by ES Resolution No. 217/2016 were reported among which were CTE and the enlargement of CTI.

These Supply Contracts were entered into between generating agents and CAMMESA for a term of 10 years. The valuable consideration for availability of power and energy generated was established in each contract based on the bids made by the generators and awarded by the ES. Sales under this modality are denominated in US dollars and paid by CAMMESA.

The agreements set forth a remuneration made up of 5 components:

Generación Mediterránea S.A.

Notes to the financial statements (Cont'd)

NOTE 2: REGULATORY ASPECTS RELATED TO THE COMPANY'S POWER GENERATION ACTIVITIES **(Cont'd)**

c) Sales under EES Resolution No. 21/2016 (Cont'd)

- i) a fixed charge for hired power, affected by monthly average availability; the remunerated price is:

| Thermal power plants | Fixed charge for power hired | Hired power |
|-----------------------------|-------------------------------------|--------------------|
| | USD/MW-month | MW |
| CTE TG 2 and 3 | USD 21,900 | 93 |
| CTE TG 1 | USD 20,440 | 46 |
| CTI TG 3 | USD 21,900 | 46 |
| CTI TG 4 | USD 20,440 | 46 |

- ii) the fixed charge recognizes transportation costs plus other costs inherent to the generating agents;
 iii) the variable charge associated with the energy effectively prescribed under the contract and which purpose is to remunerate the operation and maintenance of the Plant:

| Thermal power plants | Variable charge in USD/MWh | |
|-----------------------------|-----------------------------------|---------------|
| | Gas | Diesel |
| CTE TG 1, 2 and 3 | USD 8.50 | USD 10.00 |
| CTI TG 3 and 4 | USD 8.50 | USD 10.00 |

- iv) a variable charge for repayment of fuel costs, all of them at reference price; and
 v) a discount for penalties. These penalties are applied to the hours in which 92% of the agreed upon power has not been reached and are valued on a daily basis and according to the operating condition of the machine and the market situation.

d) Sales under SRRyME Resolution No. 01/19

SRRyME Resolution No. 01/19 was published on February 28, 2019, replacing EES Resolution No. 19/17. This resolution establishes new remuneration mechanisms for the generators, co-generators and self-generators in the WEM which do not have WEM Supply Contracts.

The resolution maintains a remuneration comprising a payment for minimum power or basis for generators without availability commitments and another per availability of guaranteed power reducing the values established by EES Resolution No. 19/17.

The following table shows the Base Price for the Power, according to the technology and scale (PrecBasePot):

Generación Mediterránea S.A.

Notes to the financial statements (Cont'd)

NOTE 2: REGULATORY ASPECTS RELATED TO THE COMPANY'S POWER GENERATION ACTIVITIES (Cont'd)

d) Sales under SRRyME Resolution No. 01/2019 (Cont'd)

| TECHNOLOGY/SCALE | PrecBasePot [USD/MW-month] |
|-----------------------------|---------------------------------------|
| CC large P > 150 MW | 3,050 |
| CC small P ≤ 150 MW | 3,400 |
| TV large P > 100 MW | 4,350 |
| TV small P ≤ 100 MW | 5,200 |
| TG large P > 50 MW | 3,550 |
| TG small P ≤ 50 MW | 4,600 |
| Internal combustion engines | 5,200 |

The following table shows the Price for Availability (DIGO):

| Period | PrecPotDIGO [USD/MW-month] |
|---|---------------------------------------|
| Summer: December - January - February | 7,000 |
| Winter: June - July - August | 7,000 |
| Rest of the year: March - April - May - September - October - November | 5,500 |

These two prices will be affected by the Use Factor, which is the relation between the energy actually generated each year and the actual energy available at the power plant (without forced unavailability or maintenance).

Variable costs of non-fuels of 4 USD/MWh for natural gas and 7 USD/MWh for diesel or fuel oil -at the most- are recognized per type of fuel consumed by the power plant for the energy actually generated for conventional thermal power generation. Only 50% of non-fuel variable costs will be remunerated for the Energy Generated in case a power plant that has opted to get its own fuel for power generation does not have the fuel required for such generation when called for dispatch. Lastly, generators receive a monthly remuneration for the Energy Operated, represented by the integration of hourly powers in the period, valued at 1.4 USD/MWh for any type of fuel.

Section 8 of SRRyME Resolution provides that CAMMESA will convert the dollar-denominated prices into Argentine pesos, applying the “A” 3500 (Wholesale) Exchange Rate in effect on the day preceding the due date of the economic transactions.

SRRyME Resolution No. 01/19 was enforced on March 1, 2019.

Free translation from the original prepared in Spanish for publication in Argentina

Generación Mediterránea S.A.
Notes to the financial statements (Cont'd)

NOTE 3: BASIS FOR PRESENTATION

These financial statements have been prepared in accordance with FACPCE Technical Pronouncements No. 26 and No. 29 and amendments, which adopt the IFRS issued by the IASB and IFRIC Interpretations. All IFRS effective at the date of preparation of these financial statements have been applied.

The presentation in the balance sheet segregates current and non-current assets and liabilities. Current assets and liabilities are those which are expected to be recovered or settled within the twelve months after the end of the reporting period. In addition, the Company reports on the cash flows from operating activities using the indirect method.

The fiscal year commences on January 1 and ends December 31 of each year.

Economic and financial results are presented on the basis of the fiscal year.

These financial statements are stated in pesos.

The preparation of these financial statements in accordance with IFRS requires making estimates and assessments that affect the reported amounts of assets and liabilities, the disclosure of contingent assets and liabilities at the date of issue of these financial statements, as well as the income and expenses recorded in the fiscal year. The areas involving a higher degree of judgment or complexity, or areas where assumptions and estimates are significant to the financial statements are disclosed in Note 6.

These financial statements were approved for issuance by the Company's Board of Directors on March 10, 2020.

Comparative information

Balances at December 31, 2018 disclosed for comparative purposes arise from financial statements at that date, restated in constant currency at December 31, 2019. Certain reclassifications have been included in the financial statement figures presented for comparative purposes to conform them to the current year presentation.

Generación Mediterránea S.A.
Notes to the financial statements (Cont'd)

NOTE 3: BASIS FOR PRESENTATION (Cont'd)

Financial reporting in hyperinflationary economies

The International Accounting Standard No. 29 - Financial reporting in hyperinflationary economies (IAS 29), requires the financial statements of an entity that reports in the currency of a hyperinflationary economy, whether they are based on a historical cost approach or a current cost approach, shall be stated in terms of the measuring unit current at the end of the reporting year. To this end, in general terms, the inflation rate should be computed in the non-monetary items as from the acquisition date or the revaluation date, as applicable. These requirements also comprise the comparative information contained in the financial statements.

To determine the existence of a hyperinflationary economy under the terms of IAS 29, the standard details a series of factors to be considered, including a cumulative inflation rate over three years that is close to or exceeds 100%. For this reason, as set forth by IAS 29, the Argentine economy must have been considered as highly inflationary as from July 1, 2018.

In turn, Law No. 27468 (Official Gazette December 4, 2018) amended Section 10 of Law No. 23928 as amended, and provided that the repeal of the all regulations that establish or authorize index-adjustment, monetary restatement, cost variation or any other way of restatement of debts, taxes, prices or tariffs of goods, works or services, does not apply to the financial statements, to which the provisions of Section 62 in fine of General Companies Law No. 19550 (1984 restated text), as amended, shall continue to apply. Further, the Senate repealed Decree No. 1269/02 and its amendments of date July 16, 2002 and delegated to the National Executive Branch the power to determine, through its control bodies, the date as from which the mentioned provisions in connection with the financial statements submitted to them will have effect. Therefore, through General Resolution No. 777/2018 (Official Gazette 12/28/2018), the National Securities Commission (CNV) established that issuing entities subject to its inspection apply the method for restatement of financial statements in constant currency for financial statements, annual, interim or for special periods, closing as from December 31, 2018 inclusive, as established by IAS 29. Therefore, these financial statements ended December 31, 2019 have been restated.

According to IAS 29, the financial statements of entities reporting in the currency of a hyperinflationary economy shall be stated in terms of the measuring unit current at the date of the financial statements. Statement of financial position amounts not already expressed in terms of the measuring unit current at the date of the financial statements shall be restated by applying a general price index. All items in the statement of income shall be expressed in terms of the measuring unit current at the date of the financial statements by applying the change in the general price index from the dates when the items of income and expenses were initially recorded in the financial statements.

Generación Mediterránea S.A.
Notes to the financial statements (Cont'd)

NOTE 3: BASIS FOR PRESENTATION (Cont'd)

Financial reporting in hyperinflationary economies (Cont'd)

The adjustment for inflation applied to opening balances was calculated based on the indexes established by the Argentine Federation of Professional Councils in Economic Sciences (FACPCE), based on price indexes published by the National Institute of Statistics and Census (INDEC).

Below are the main procedures to be applied for the adjustment for inflation mentioned above:

- Monetary assets and liabilities recorded at the monetary unit current at year end are not restated as they are already expressed in terms of the monetary unit current at the date of the financial statements.
- Non-monetary assets and liabilities accounted for at their acquisition cost at the balance sheet date and equity items are restated by applying the corresponding index adjustments.
- All items in the statement of income are adjusted by applying the relevant conversion factors.
- The effect of inflation on the Company's net monetary position shall be included in the statement of income within Other net financial income (expenses), under the heading "Gain or loss on monetary position".
- Comparative amounts have been inflation-adjusted following the same procedure explained above.

In the first period of application of this standard, the equity accounts were restated as follows:

- Capital was restated as from the date of subscription or the date of the last accounting adjustment for inflation, whichever happened later. The resulting amount was included in the "Capital Adjustment" account.
- Other comprehensive income items were restated as from each date of accounting allocation.
- Other reserves were not restated in the first application of the standard.

Tax inflation adjustment

To determine the net taxable income, an adjustment for inflation computed according to Sections 95 to 98 of Income Tax Law must be deducted from or added to the tax result of the fiscal period being calculated. This will be applicable in the fiscal year in which the variation percentage of the General Consumer Price Index (CPI) accumulated over the 36 months prior to the year end is higher than 100%. These provisions are applicable for fiscal years commencing on or after January 1, 2018. For the first, second and third fiscal years following its effective date, it will be applicable when the index variation, calculated from the beginning to the end of each year, exceeds 55%, 30% and 15% in the first, second and third year of application, respectively. The inflation adjustment for the fiscal year under calculation will have effect either as a negative or positive adjustment; 1/6 will be allocated in the relevant fiscal period and the remaining 5/6, in two equal parts, in the two immediately following fiscal years.

The company estimated that by December 31, 2019, CPI variation will exceed the index mentioned in the paragraph above; accordingly, the Company included this adjustment in the determination of the taxable income for the current year.

Generación Mediterránea S.A.
Notes to the financial statements (Cont'd)

NOTE 4: ACCOUNTING POLICIES

The main accounting policies used in the preparation of these financial statements are explained below. These accounting policies have been applied consistently for all the fiscal years presented, unless otherwise indicated.

4.1 Changes in accounting policies

4.1.1 New accounting standards, amendments and interpretations issued by IASB

The Company has applied the following standards and/or amendments for the first time as from January 1, 2019.

- IFRS 16 - *Leases* (issued in January 2016)
- IFRIC 23 - *Uncertainty over income tax treatments* (issued in June 2017)
- IFRS 9 - *Financial Instruments* (application guide amended in October 2017).
- IAS 28 - *Investment in associates and joint ventures* (amended in October 2017).
- Annual improvements to IFRS - Cycle 2015-2017 (issued in December 2017)
- IAS 19 - *Employee benefits* (amended in February 2018)

Below is a detail of the impact of the initial application of IFRS 16 to the Company's results of operations and financial position as from January 1, 2019.

The application of the remaining standards, amendments or interpretations did not generate any impact on the Company's results of operations or financial position.

1. IFRS 16 application impacts

The Company opted for the application of IFRS 16 retrospectively and using a simplified approach, in relation to leases identified as such under IAS 17, thus, recognizing the accumulated effect of the application as adjustment to the opening balance of accumulated profits as from January 1, 2019, without restating the comparative information.

Until December 31, 2018, the Company only capitalized those leases classified as finance under IAS 17, that is, those leases that substantially transfer all risks and rewards incidental to ownership of the leased property to the Company. At the commencement of the finance lease, the Company recognized finance leases as assets and liabilities equal to the fair value of the leased property or, if lower, the present value of the minimum lease payments. Pertinent rent obligations -net of finance charges- were included in Other Liabilities. Each lease payment was allocated between capital and financial cost. The financial cost was allocated to results during the lease term so as to produce a constant periodic rate of interest on the remaining balance of the liability for each period. Property, plant and equipment acquired under finance leases were depreciated during the useful life of the asset, or if lower, the lease term.

Generación Mediterránea S.A.
Notes to the financial statements (Cont'd)

NOTE 4: ACCOUNTING POLICIES (Cont'd)

4.1 Changes in accounting policies (Cont'd)

4.1.1 New accounting standards, amendments and interpretations issued by IASB (Cont'd)

Leases that do not transfer substantially all risks and rewards incidental to ownership to the Company are classified as operating leases. Payments made under operating leases (net of any incentives received from the lessor), are charged to the income statement on a straight-line basis over the lease term.

Management has reviewed its lease contracts in effect and has recognized an asset for rights of use (disclosed under Property, plant and equipment) for a total of \$ 26.6 million, for liabilities from leases at the adoption date (equivalent to the present value of payments for remaining leases).

The rest of lease commitments identified correspond to contracts that end within 12 months from adoption and continue to be recognized by the Company on a straight-line basis.

At the adoption date, the Company kept the carrying amount of assets for rights of use and liabilities for leases classified as finance leases under IAS 17.

Finally, no transition adjustments have been made for leases in which the Company acts as lessor.

Accordingly, the Company did not recognize any adjustment to unallocated profit or loss at the beginning due to the initial application of IFRS 16.

4.1.2 New accounting standards, amendments and interpretations not yet effective and not early adopted by the Company

- IFRS 17 - *Insurance contracts*: Issued in May 2017. It replaces IFRS 4, introduced as a provisional standard in 2004 to account for insurance contracts using the national accounting standards, and resulting in multiple application approaches. IFRS 17 establishes the principles for the recognition, measurement, presentation and disclosure of insurance contracts and is applicable for annual reporting periods beginning on or after January 1, 2021. Earlier application is permitted if both IFRS 15 and IFRS 9 have also been applied. The Company estimates that the application thereof will not have a significant impact on the results of operations or the financial position of the Company.

- Conceptual framework: in March 2018, IASB published a reviewed conceptual framework that will replace the current framework. However, the framework will not be considered as a standard will replace any existent standard. Concepts from the reviewed conceptual framework are considered in the issue of future standards by IASB and Interpretations Committee immediately. Those preparing financial statements under IFRS will consider the reviewed conceptual framework to develop accounting policies on issues not addressed specifically by IFRS in annual reporting periods as from January 1, 2020.

Generación Mediterránea S.A.

Notes to the financial statements (Cont'd)

NOTE 4: ACCOUNTING POLICIES (Cont'd)

4.1 Changes in accounting policies (Cont'd)

4.1.2 New accounting standards, amendments and interpretations not yet effective and not early adopted by the Company (Cont'd)

- IFRS 3 - *Business combinations*: amended in October 2018. It clarifies the definition of business and establishes guides to determine whether a transaction must be accounted for as a business combination or an acquisition of assets. It applies to acquisition transactions as from January 1, 2020. Earlier application is permitted.
- IAS 1 - *Presentation of financial statements* and IAS 8 - *Accounting Policies, Changes in Accounting Estimates and Errors: amended in October 2018*. They clarify the definition of materiality and add the concept of “obscuring information” when there is a similar effect to that of omitting or misstating information. It applies on a prospective basis to annual reporting periods as from January 1, 2020. Earlier application is permitted.
- Amendments to IFRS 9 *Financial Instruments*, IAS 39 *Financial instruments: Presentation* and IFRS 7 *Financial Instruments: Disclosures*: adds temporary exemptions in case of hedging relations directly affected by interest rate benchmark reform, pursuant to recommendations published by the Financial Stability Board (FSB) in July 2014. Amendments are applicable for annual reporting periods beginning on or after January 1, 2020. Earlier application is permitted.

4.2 Revenue recognition

a) Sale of electricity

Revenue is calculated at fair value of the consideration received or to be collected, considering the estimated amount of discounts, thus determining net amounts.

The criterion for recognizing revenue from the main business activity of the Company is to recognize revenue from electricity generation on an accrual basis, comprising the energy and power made available for consumption and the generated energy.

Ordinary revenue was recognized when each and all of the following conditions were satisfied:

- a. the entity has transferred to the buyer the significant risks and rewards;
- b. the amount of revenue was measured reliably;
- c. it is probable that the economic benefits associated with the transaction will flow to the entity;
- d. the costs incurred or to be incurred in respect of the transaction were measured reliably.

b) Sale of services

Sale of services is recognized in the period they are rendered, based on the degree of completion.

Generación Mediterránea S.A.
Notes to the financial statements (Cont'd)

NOTE 4: ACCOUNTING POLICIES (Cont'd)

4.2 Revenue recognition (Cont'd)

c) Interest income

Interest income is recognized applying the effective interest rate method. This income is registered on a temporary basis, considering outstanding principal and the effective tax rate. Such income is recognized when it is likely that the entity will receive the economic benefits associated with the transaction and the transaction amount can be measured reliably.

4.3 Effects of the foreign exchange rate fluctuations

a) Functional and presentation currency

These financial statements are presented in pesos (legal currency in Argentina for all the companies domiciled in this country), which is also the Company's functional currency. The functional currency is the currency of the primary economic environment in which the Company operates.

b) Transactions and balances

Transactions in foreign currency are translated into the functional and presentation currency using the exchange rates prevailing at the date of the transaction or of revaluation, when the items are restated. Exchange gains and losses generated by each transaction and resulting from the translation of monetary items stated in foreign currency at year end are recognized in the statement of comprehensive income, except for the amounts that are capitalized.

The exchange rates used are: buying exchange rate for monetary assets, selling exchange rate for monetary liabilities, average exchange rate for balances with related parts, each prevailing at year end, as published by Banco Nación, and one-off exchange rate for transactions in foreign currency.

4.4 Property, plant and equipment

The Company has opted to value land, buildings, facilities and machinery at fair value applying discounted cash flows or comparable techniques.

In general, property, plant and equipment, excluding land, buildings, installations and machinery are recognized at cost restated at constant currency net of accumulated depreciation and/or accumulated impairment losses, if any.

Depreciation of property, plant and equipment begins when available for use. Repair and maintenance expenses of property, plant and equipment are recognized in the income statement during the financial year in which they are incurred.

Generación Mediterránea S.A.
Notes to the financial statements (Cont'd)

NOTE 4: ACCOUNTING POLICIES (Cont'd)

4.4 Property, plant and equipment (Cont'd)

Works in progress are stated at cost restated in constant currency less impairment losses, if any. Depreciation of these assets begins when it is available for use.

The Company measures facilities, machinery and buildings at fair value less accumulated depreciation and impairment losses recognized at the date of revaluation, if any. Land is measured at fair value and is not depreciated. Revaluations are made frequently enough to make sure that the fair value of a revalued asset does not differ significantly from its carrying amount.

On December 31, 2019, the Company revalued land, buildings, facilities and machinery, for there have been important changes in the fair values of those assets caused by macroeconomic fluctuations.

Effective September 30, 2018, the Group decided to modify the method for determining the fair value from a “cost approach” to an “income approach” for the valuation of facilities and machinery. The income approach consists of valuation techniques that convert future amounts (e.g. cash flows or income and expenses) into a single present value (i.e., discounted). Fair value measurement is determined based on the value indicated by current market expectations of those future amounts. The Group considers that the income approach more reliably reflects the true value of these assets.

The appraiser used a valuation method based on a discounted cash flow model, in view of the absence of comparable market information due to the nature of those assets, that is, a combination of Level 3 inputs has been used.

External appraisers participate in the appraisal of those assets. The participation of external appraisers is decided by the Board of Directors. The criteria for the selection of appraisers include attributes, such as market knowledge, reputation, independence and whether they meet professional standards.

Fair value was determined using the income approach, which reflects current market expectations of those future amounts. This means that the revalued amounts are based on present value techniques which convert future income amounts into a single present value, that is, discounted.

Generación Mediterránea S.A.
Notes to the financial statements (Cont'd)

NOTE 4: ACCOUNTING POLICIES (Cont'd)

4.4 Property, plant and equipment (Cont'd)

In measuring the facilities and machinery according to the fair value revaluation model, the present value technique was used, as this technique better allows to capture attributes of the use of the asset and the existing synergies with the rest of the Group's assets and liabilities.

If an asset's carrying amount is increased as a result of a revaluation, the increase shall be recognized in other comprehensive income and accumulated in equity under the heading of revaluation surplus. However, the increase shall be recognized in profit or loss to the extent that it reverses a revaluation decrease of the same asset previously recognized in profit or loss. If an asset's carrying amount is decreased as a result of a revaluation, the decrease shall be recognized in profit or loss. However, the decrease shall be recognized in other comprehensive income to the extent of any credit balance existing in the revaluation surplus in respect of that asset.

At the time of sale of the revalued assets, any revaluation surplus related to this asset is transferred to retained earnings. However, a portion of the revaluation reserve will be transferred to retained earnings as the asset is used by the company. In such a case, the amount of the surplus transferred would be the difference between depreciation based on the revalued carrying amount of the asset and depreciation based on the asset's original cost.

According to IAS 23 "Borrowing costs", financial costs must be capitalized in the cost of an asset when it is in the process of production, construction, assembly or finishing, and those processes are not interrupted due to their long-term nature; the term for production, construction, assembly or finishing does not exceed the period technically required; the activities needed for the asset to be ready for its intended use or sale are not substantially complete; and the asset is not in condition to be used in the production of other assets or placed into service, according to the purpose of its production, construction, assembly or finishing. The financial costs capitalized in the carrying value of property, plant and equipment amounted to \$ 2,187,923,082 and \$ 816,560,296 in the year ended December 31, 2019 and 2018, respectively. The average interest rate used for fiscal year 2019 and 2018 was 32.31% and 35.21%, respectively.

If land, building, installation and machinery had been measured using the cost model, the carrying amounts would have been the following:

| | 12.31.2019 | 12.31.2018 |
|--------------------------|-----------------------|-----------------------|
| Cost | 37,137,875,338 | 30,679,662,487 |
| Accumulated depreciation | (5,314,372,506) | (4,303,640,753) |
| Residual value | 31,823,502,832 | 26,376,021,734 |

Subsequently to initial recognition, costs are included in the carrying amount of that asset or recognized as a separate asset, as applicable, only when it is probable that the future economic benefits associated to those assets will flow to the Company and their cost can be determined reliably. In the case of replacements, the carrying amounts of the replaced part is derecognized from accounting. Other repair and maintenance costs are recognized as an expense in the period in which they are incurred.

Generación Mediterránea S.A.
Notes to the financial statements (Cont'd)

NOTE 4: ACCOUNTING POLICIES (Cont'd)

4.4 Property, plant and equipment (Cont'd)

In accordance with the technical evaluation made by expert appraisers of property, plant and equipment, reclassifications have been made within the class of elements to disclose them adequately.

4.5 Impairment of non-financial assets

For assets subject to depreciation, an impairment test is performed whenever facts or circumstances suggest that the carrying amount may not be recoverable. An impairment loss is recognized for the amount in which the carrying amount of the asset exceeds its recoverable amount. The recoverable amount of an asset is the higher of the fair value less costs to sell or value in use. The value in use is the total amount of the net discounted cash flows expected to be derived from the use of the assets and from their eventual disposal. To this purpose, the assumptions that represent management's best estimate of the range of economic conditions that will exist over the remaining useful life of the asset are considered, among other elements. To assess impairment losses, assets are grouped at the lowest level for which cash flows can be identified separately (cash-generating units).

At December 31, 2019, the Company considered that the carrying amount of land, buildings, installations and machinery does not exceed their recoverable value.

4.6 Financial assets

4.6.1 Classification

The Company classifies its financial assets in the following categories: assets subsequently measured at fair value and assets measured at amortized cost. This classification depends on whether the financial asset is an investment in a debt or equity instrument. For the asset to be measured at amortized cost, the two conditions described below must be fulfilled. The remaining financial assets are measured at fair value. IFRS 9 - *Financial instruments* requires that all the investments in equity instruments are measured at fair value.

a) Financial assets at amortized cost

Financial assets are measured at amortized cost if the following conditions are met:

- the business model of the Company is aimed at keeping the assets to obtain contractual cash flows;
- contractual conditions give rise on specified dates to cash flows that are only payments of the principal and interest on the outstanding principal amount.

Generación Mediterránea S.A.
Notes to the financial statements (Cont'd)

NOTE 4: ACCOUNTING POLICIES (Cont'd)

4.6 Financial assets (Cont'd)

4.6.1 Classification (Cont'd)

b) Financial assets at fair value

If any of the conditions above is not fulfilled, financial assets are measured at fair value through profit or loss.

All the investments in equity instruments are measured at fair value. The Company may irrevocably opt at initial recognition of investments not held for trading to disclose the changes in fair value under other comprehensive income. The Company has decided to recognize the changes in fair value in income.

4.6.2 Recognition and measurement

Regular purchases and sales of financial assets are recognized on the trade date, when the Company undertakes to purchase or sell the asset. Financial assets are de-recognized when the rights to receive cash flows from investments have expired or have been transferred and the Company has transferred substantially all the risks and rewards of ownership.

Financial assets are initially recognized at fair value plus, in the case of financial assets that are not measured at fair value through profit or loss, transaction costs directly attributable to the purchase of those financial assets.

4.6.3 Impairment of financial assets

Financial assets at amortized cost

The Company assesses at the end of each reporting period whether there is objective evidence that a financial asset or a group of financial assets may have suffered impairment losses. A financial asset or a group of financial assets is impaired, and an impairment loss is incurred if, and only if, there is objective evidence of the impairment of value as a result of one or more events that have occurred after the initial recognition of the asset, and such an event (or events) causing the loss has (have) an impact on the estimated future cash flows from the financial asset or group of financial assets, which may be reliably estimated.

Generación Mediterránea S.A.
Notes to the financial statements (Cont'd)

NOTE 4: ACCOUNTING POLICIES (Cont'd)

4.6 Financial assets (Cont'd)

4.6.3 Impairment of financial assets (Cont'd)

The Company uses the following criteria for determining whether there is objective evidence of an impairment loss:

- a) Significant financial difficulties of the debtor;
- b) breach of contractual clauses, such as late payment of interest or principal;
- c) and probability that the debtor will enter into bankruptcy or other financial reorganization.

The amount of the impairment is measured as the difference between the asset's carrying amount and the present value of estimated future cash flows (excluding future credit losses that have not been incurred), discounted using the original effective interest rate. The carrying amount of the asset is reduced and the amount of the impairment loss is recognized in the statement of comprehensive income. If the financial asset bears a variable interest rate, the discount rate for measuring any impairment loss is the current effective interest rate under the contract. As a useful measure, the Company may calculate the value of impairment based on the fair value of the financial asset using an observable market price.

If in future fiscal years the amount of the impairment loss declines and that decline may be objectively associated with an event subsequent to the recognition of impairment (such as the improvement in a debtor's credit rating), the reversal of the impairment loss previously recorded is recognized in the statement of comprehensive income.

4.6.4 Offsetting of financial instruments

Financial assets and liabilities are offset, and presented net on the statement of financial position, when there is a legally enforceable right to offset the recognized amounts, and an intention to settle the net amount, or to simultaneously realize the asset and settle the liability.

Generación Mediterránea S.A.
Notes to the financial statements (Cont'd)

NOTE 4: ACCOUNTING POLICIES (Cont'd)

4.7 Inventories

Materials and spare parts are valued at the lower of acquisition cost restated in constant currency or net realizable value.

Since materials and spare parts are not for sale, their value is calculated based on the purchase price, import duties (if any) and other taxes (non-refundable taxes by the tax authorities), transportation, storage and other costs directly attributable to the purchase of those assets.

Cost is determined applying the weighted average cost method.

The Company classified materials and spare parts into current and non-current depending on their final allocation and the term during which they are expected to be used, whether for maintenance or improvement of present assets. The non-current portion of materials and spare parts is disclosed under Property, plant and equipment.

The value of inventories as a whole does not exceed their recoverable value at the end of each fiscal year.

4.8 Trade receivables and other receivables

Trade receivables are amounts due from customers for sales of energy made by the Company in the ordinary course of business. If collection is expected within one year or less, receivables are classified under current assets. Otherwise, they are classified as non-current assets.

Trade and other receivables are initially recognized at fair value and subsequently measured at amortized cost, using the effective interest rate method and, where appropriate, adjusted at the time value of money.

The Company sets up bad debt allowances when there is objective evidence that it will not be able to collect all amounts due according to the original terms of the receivables, based on an individual analysis of historical performance of accounts receivable to assess the recoverability of the credit portfolio.

The Company has applied the revised IFRS 9 retrospectively as from January 1, 2018, with the practical resources allowed by the standard, without restatement of the comparative periods.

The Company has reviewed the financial assets currently measured and classified at fair value through profit or loss or at amortized cost, and it has concluded that the conditions to maintain this classification are fulfilled; therefore, initial adoption of IFRS 9 has not affected the classification and measurement of financial assets.

Generación Mediterránea S.A.
Notes to the financial statements (Cont'd)

NOTE 4: ACCOUNTING POLICIES (Cont'd)

4.8 Trade receivables and other receivables (Cont'd)

Further, in connection with the new hedge accounting model, the Company has not opted for designating any hedging relationship at the date of initial adoption of the revised IFRS 9; therefore, this adoption did not have an impact on the Company's financial position or the results of its operations.

Lastly, in relation to the change in methodology for the calculation of impairment of financial assets based on expected credit losses, the Company has applied the simplified approach of IFRS 9 for trade receivables and other receivables with similar risk characteristics. To measure expected credit losses, credits have been grouped by segment and, based on shared credit risk characteristics and the number of days past due.

Expected losses at January 1, 2019 were determined based on the following ratios calculated for the numbers of days past due:

| RATIO PCE | Not yet due | 30 days | 60 days | 90 days | 120 days | 150 days | 180 days | +180 days |
|------------------|--------------------|----------------|----------------|----------------|-----------------|-----------------|-----------------|------------------|
| CAMMESA | - | - | - | - | - | - | - | - |
| Interco | - | - | - | - | - | - | - | - |
| Other debtors | - | - | - | - | - | - | - | 9% |

Trade receivables are written off when there is no reasonable expectation of their recovery. The Company understands that the following are signs of non-compliance: i) reorganization proceedings, bankruptcy or commencement of litigation, ii) insolvency that implies a high degree of impossibility of collection and iii) balances in arrears for more than 180 business days from the first expiration date of the invoice.

In addition, and in the event of similar and/or exception situations, the Company's management may redefine the amounts for setting up provisions to support and justify the criteria adopted.

For the application of the expected loss model as regards trade receivables, no impairment allowance adjustment has been made at January 1, 2019 as against the allowance recorded at December 31, 2018. Further, in the year 2019, no impairment allowance has been set up.

At December 31, 2019, the Company has set up a provision for trade receivables of \$2,655,764.

Generación Mediterránea S.A.
Notes to the financial statements (Cont'd)

NOTE 4: ACCOUNTING POLICIES (Cont'd)

4.9 Advances to suppliers

The Company has adopted as accounting policy to disclose advances to suppliers under other current receivables, until the assets are received. Advances to suppliers made in foreign currency are recorded under the cost model and are not subject to revaluation or recognition of the effects of the exchange rate.

At December 31, 2019, the Company recorded an advance to suppliers balance of \$ 1,625,904,370.

4.10 Cash and cash equivalents

Cash and cash equivalents include cash on hand, sight deposits in banks and other short-term highly liquid investments originally falling due within three months or less and subject to low material risk of changes in value. Bank overdrafts, if any, are disclosed under cash and cash equivalents in the cash flow statement since they are part of the Company's cash management.

4.11 Trade and other payables

Trade payables are obligations to pay for goods or services acquired from suppliers in the ordinary course of business. Trade payables are classified as current liabilities if payments fall due within one year or less. Otherwise, they are classified as non-current liabilities.

Trade and other payables are initially recognized at fair value and subsequently valued at amortized cost applying the effective interest rate method.

4.12 Loans

Loans are initially recognized at fair value, less direct transaction costs incurred. They are subsequently measured at amortized cost, and any difference between the funds received (net of transaction costs) and the amount payable at due date is recognized in the statement of income over the term of the loan, applying the effective interest rate method. The Company analyzes loan renegotiation terms to determine if as a result of the quantitative and qualitative changes to their conditions, they should be considered as amended or settled.

Generación Mediterránea S.A.
Notes to the financial statements (Cont'd)

NOTE 4: ACCOUNTING POLICIES (Cont'd)

4.13 Borrowing costs

Borrowing costs directly attributable to the acquisition, construction or production of qualifying assets, i.e. those that necessarily take a substantial period of time to get ready for their intended use or sale, are capitalized as part of the cost of those assets until the moment they are ready for their use or sale.

Other borrowing costs are recognized as expenses in the period in which they are incurred.

4.14 Income tax and minimum notional income tax

a) Current and deferred income taxes

The income tax charge for the year comprises current tax and deferred tax. Income tax is recognized in income.

The current income tax expense is calculated as established by the tax laws enacted or to be enacted at the closing balance sheet date. Management regularly assesses the positions on the tax returns regarding situations where the applicable tax regulation is subject to interpretation and, if necessary, sets out provisions based on the amounts payable to the tax authorities.

Deferred tax is recognized according to the liability method, for the temporary differences arising between the tax bases of assets and liabilities and their carrying amounts in the statement of financial position. However, no deferred tax liability is recognized if the differences arise from the initial recognition of goodwill, or from the initial recognition of assets and liabilities in a transaction (different from a business combination) that did not affect accounting income nor tax income at the moment of being performed.

Deferred tax assets are recognized only to the extent that it is likely that the Company has future tax income against which to offset the temporary differences.

Deferred tax assets and liabilities are offset when there is a legally enforceable right to offset recognized amounts and if deferred tax assets and liabilities derive from income tax levied by the same taxation authority on either the same taxable entity or different taxable entities where there is an intention to settle the balances on a net basis.

Current and deferred income tax assets and liabilities have not been discounted and are stated at nominal value.

Generación Mediterránea S.A.
Notes to the financial statements (Cont'd)

NOTE 4: ACCOUNTING POLICIES (Cont'd)

4.14 Income tax and minimum notional income tax (Cont'd)

b) Minimum notional income tax

The Company determines minimum notional income tax by applying the current 1% rate on computable assets at year end. This tax is supplementary to income tax; the Company tax liability is to coincide in each fiscal year with the higher of the two taxes. However, if the tax on minimum notional income were to exceed income tax in a given fiscal year, such excess may be computed as a payment on account of the income tax to be generated in any of the next ten fiscal years.

The Company has recognized the tax on minimum notional income accrued in the year and paid in prior years as a credit, considering that it will be offset against future years' taxable profits.

Minimum notional income tax assets and liabilities have not been discounted and are stated at nominal value.

4.15 Provisions

Provisions are recognized when the Company has a present obligation, whether legal or implicit, as a result of past events; a resource outflow will likely be necessary to settle that obligation; and the amount of the obligation can be measured reliably.

The amount recorded as provisions was the best estimate of the resource outflow necessary to settle the present obligation, at the end of the reporting period, considering the pertinent risks and uncertainties and the opinion of the Company's legal counsel. When a provision is measured using the estimated cash outflow for settling the present obligation, the amount recorded represents the present value of that cash flow.

4.16 Balances with related parties

Debts and receivables with related parties have been valued based on the terms agreed upon between the parties.

4.17 Leases

The Company adopted IFRS 16 - Leases and applied the following options established by the standard:

- For leases classified as financial due to the application of IAS 17 and IFRIC 4, book values were computed for assets for rights of use and lease liabilities prior to the initial application of IFRS 16, as provided for by item 11 of the Appendix C of the standard. Those values are disclosed under Property, plant and equipment and Loans.

Generación Mediterránea S.A.
Notes to the financial statements (Cont'd)

NOTE 4: ACCOUNTING POLICIES (Cont'd)

4.17 Leases (Cont'd)

- Finance charges generated for lease liabilities are disclosed under Loan interest in Note 30.
- The rest of lease commitments identified are related to contracts ending within 12 months as from adoption and which continue to be recognized on a straight-line basis by the Company.

Consequently, the Company did not change the accounting for assets recorded for operating and finance leases as a result of the adoption of IFRS 16.

4.18 Defined benefit plan

The Company offers defined benefit plans. Usually, defined benefit plans define an amount of pension benefit that an employee will receive on retirement, generally dependent on one or more factors such as age, years of service and compensation.

The liability recorded in the statement of financial position in relation to defined benefit plans is the present value of the obligation from defined benefit plans at the closing date. The obligation from defined benefit plans is calculated annually by independent actuaries in accordance with the projected unit credit method. The current value of the defined benefit obligation is determined by discounting the future cash outflows estimated using actuarial assumptions based on the demographic and financial variables that have an influence in determining the amount of those benefits.

Actuarial gains and losses arising from adjustments due to the experience and changes of actuarial assumptions are recognized in Other comprehensive income in the year when they occur. The costs for past services are immediately recognized in the income statement.

4.19 Derivative financial instruments

Derivative financial instruments are initially recognized at fair value on the date when the contract is executed. Subsequent to initial recognition, they are again measured at fair value.

The method for recognizing the resulting loss or profit depends on whether the derivative has been designated as a hedging instrument and, if so, on the nature of the item it is covering. The Company has executed derivative contracts in foreign currency to hedge the next installment payments falling due in connection with principal and interest on its loans in US dollars. However, the Company has not applied hedge accounting; therefore, the changes in its value are recognized in profit or loss, in the caption Changes of fair value of financial instruments, under Other financial results.

Generación Mediterránea S.A.
Notes to the financial statements (Cont'd)

NOTE 4: ACCOUNTING POLICIES (Cont'd)

4.19 Derivative financial instruments (Cont'd)

Fair values of derivative financial instruments that are traded in active markets are recorded according to quoted market prices. Fair values of derivative financial instruments that are not traded in active markets are determined by using valuation techniques. The Company applies critical judgment to select the most appropriate methods and to determine assumptions that are based mainly on the market conditions existing at the end of each year.

4.20 Equity accounts

Movements in this item have been accounted for in accordance with the pertinent decisions of shareholders' meetings and legal or regulatory provisions.

a) Share Capital

Share capital represents the capital issued, composed of the contributions that were committed and/or made by the shareholders and represented by shares that comprise outstanding shares at nominal value. Ordinary shares are classified under equity.

b) Legal reserve

Pursuant to General Companies Law No. 19550, 5% of the profit reported in the Statement of Comprehensive Income for the year, net of prior year adjustments, transfers of other comprehensive income to unappropriated retained earnings and prior year accumulated losses, is to be allocated to the legal reserve, until it reaches 20% of capital.

c) Optional reserve

Corresponds to the allocation decided by the Company's Shareholders' Meeting whereby a specific amount is applied to meet the needs for funds required by the projects and situations relating to the Company policy.

d) Unappropriated retained earnings

Retained earnings comprise accumulated profits or losses without a specific appropriation; positive earnings can be distributable by the decision of the shareholders' meeting, as long as they are not subject to legal restrictions. These earnings comprise prior year earnings that were not distributed and prior year adjustments derived from application of the accounting standards. In case of existence of unappropriated losses to be absorbed at the end of the year under consideration by the shareholders' meeting, the following order for appropriation of balances must be followed:

Generación Mediterránea S.A.
Notes to the financial statements (Cont'd)

NOTE 4: ACCOUNTING POLICIES (Cont'd)

4.20 Equity accounts (Cont'd)

d) Unappropriated retained earnings (Cont'd)

- (i) Reserved profits
 - Optional reserves
 - Reserves provided for by Company bylaws
 - Legal reserve
- (ii) Capital contributions
- (iii) Additional paid-in capital
- (iv) Other equity instruments (if feasible from the legal and corporate point of view)
- (v) Capital Adjustment

e) Distribution of dividends

The distribution of dividends among the shareholders of the Company is recognized as a liability in the financial statements for the year in which dividends are approved by the meeting of shareholders.

f) Special Reserve

It relates to the positive difference between the initial balance of unappropriated retained earnings disclosed in the financial statements of the first closing for the year of IFRS application to GISA merged company due to merger and the closing balance of unappropriated retained earnings at the closing of the last year under prior accounting standards.

This reserve may not be reversed to perform distributions in cash or in kind among the shareholders or owners of the entity and may only be reversed for capitalization or to absorb possible losses of the account “Unappropriated retained earnings/losses”, a decision to be taken by the Shareholders’ Meeting which considers the financial statements at year end.

g) Special Reserve GR No. 777/18

Following the mechanism established in GR No. 777/2018 of the CNV, in the transition year in which the inflation adjustment is disclosed, the Company has set up a special reserve for an amount equivalent to the revaluation balance determined by its nominal value transferred in accounting to unappropriated retained earnings. This special reserve may be reversed following the mechanism provided for by applicable accounting standards.

Generación Mediterránea S.A.
Notes to the financial statements (Cont'd)

NOTE 5: FINANCIAL RISK MANAGEMENT

5.1 Financial risk factors

Financial risk management is encompassed within the global policies of the Company, which are focused on the uncertainty of the financial markets and are aimed at minimizing the potential adverse effects on its financial yield. Financial risks are the risks associated with financial instruments to which the Company is exposed during or at the end of each fiscal year. Financial risks comprise market risk (including the foreign exchange risk, price risk and interest rate risk), credit risk and liquidity risk.

Financial risk management is controlled by the Finance Division of the Company, which identifies, assesses and covers the financial risks. The financial risk management policies and systems are reviewed regularly to reflect the changes in the market conditions and in the Company's business activities.

This section includes a description of the main financial risks and uncertainties that could have a material adverse effect on the Company's strategy, performance, results of operations and financial condition.

a) Market risk

Foreign exchange risk

Sales made by the company are denominated in US dollars, but due to the fact that they are performed under Resolution No. 1281/06 (Energía Plus), and also under Resolutions No. 220/07, ES No. 21/16 and ES No. 1/19, they are converted into pesos at the exchange rate per BCRA Communication A 3500 (Wholesale) corresponding to the business day preceding the due date. Furthermore, the financial debt is mainly denominated in that currency, and a portion of the debt allocated to the investment in the cycle closure project is stated in US Dollars, which means that the business has a genuine coverage for exchange rate fluctuations. However, the Company constantly monitors the exchange rate fluctuations of the main world currencies to define foreign exchange strategies.

Generación Mediterránea S.A.
Notes to the financial statements (Cont'd)

NOTE 5: FINANCIAL RISK MANAGEMENT (Cont'd)**5.1 Financial risk factors (Cont'd)****a) Market risks (Cont'd)**Foreign exchange risk (Cont'd)

The following table shows the Company's exposure to the foreign exchange risk associated with the assets and liabilities denominated in a currency other than the functional currency of the Company.

| Captions | Type and amount of foreign currency | Closing exchange rate (1) | Amount recorded at 12.31.2019 | Amount recorded at 12.31.2018 |
|--|-------------------------------------|---------------------------|-------------------------------|-------------------------------|
| ASSETS | | | \$ | |
| CURRENT ASSETS | | | | |
| Cash and cash equivalents | | | | |
| Cash | USD 1,400 | 59.69 | 83,566 | 80,762 |
| Banks | USD 11,844,234 | 59.69 | 706,982,348 | 94,717,164 |
| Trade receivables | | | | |
| Trade receivables - Energía Plus | USD 6,851,409 | 59.69 | 408,960,608 | 363,607,797 |
| Trade receivables - Res. 220/07 - Res. 1/19 - Res. 21/17 | USD 41,341,272 | 59.69 | 2,467,660,548 | 1,800,665,904 |
| Trade receivables - Rental of tanks | USD 641,404 | 59.69 | 38,285,379 | 37,000,745 |
| Total current assets | | | 3,621,972,449 | 2,296,072,372 |
| Total Assets | | | 3,621,972,449 | 2,296,072,372 |
| LIABILITIES | | | | |
| CURRENT LIABILITIES | | | | |
| Trade payables | | | | |
| Related parties | USD 22,037,389 | 59.79 | 1,317,615,472 | 731,862,460 |
| Suppliers | USD 38,624,439 | 59.89 | 2,313,217,644 | 239,784,278 |
| Suppliers | SEK 72,470,573 | 6.46 | 468,493,263 | 1,774,984,421 |
| Financial debt | | | | |
| Loans | USD 50,076,001 | 59.89 | 2,999,051,722 | 3,433,002,278 |
| Total current liabilities | | | 7,098,378,101 | 6,179,633,437 |
| NON-CURRENT LIABILITIES | | | | |
| Trade payables | | | | |
| Suppliers | USD 24,479,869 | 59.89 | 1,466,099,378 | 1,271,319,757 |
| Suppliers | SEK - | 6.46 | - | 521,726,630 |
| Financial debt | | | | |
| Loans | USD 377,477,458 | 59.89 | 22,607,124,947 | 19,477,583,534 |
| Total non-current liabilities | | | 24,073,224,325 | 21,270,629,921 |
| Total liabilities | | | 31,171,602,426 | 27,450,263,358 |

(1) Banco Nación exchange rate prevailing at year-end. For balances with related parties, an average exchange rate is used.

Generación Mediterránea S.A.

Notes to the financial statements (Cont'd)

NOTE 5: FINANCIAL RISK MANAGEMENT (Cont'd)

5.1 Financial risk factors (Cont'd)

b) Market risks (Cont'd)

Foreign exchange risk (Cont'd)

The Company considers that, if all other variables remain constant, a devaluation of 1% of each foreign currency compared to the Argentine peso would reduce income for the year in the following way:

| Currency | Argentine pesos | |
|---|-----------------------------|-----------------------------|
| | 12.31.2019 | 12.31.2018 |
| US dollars | (270,811,367) | (228,574,799) |
| Swedish crowns | (4,684,933) | (22,967,111) |
| Variation in income for the year | <u>(275,496,300)</u> | <u>(251,541,910)</u> |

Price risk

Company revenue rely, to a lesser extent, on sales made under Resolution 1/19, which replaced ES Resolution 19/17. This resolution adapts certain remuneration criteria to economic conditions which are reasonable, foreseeable and efficient, through medium-term commitments. Company revenue may suffer the impact of any material amendment or repeal of any terms of the Resolution and such repeal or amendment may cause a minor adverse effect on its business, financial position and results of operations. ES Resolution No. 31/2020 was published on February 27, 2020, which repeals SRRYME Resolution No. 1/19 (See Note 42).

If for any reason not attributable to the Company, the Company is no longer eligible to participate in the Energía Plus Program (ES Resolution 1281/06), Resolution 220/07 and/or ES Resolution 21/16, or if these resolutions are repealed or substantially amended, and the Company is obliged to sell all the power generated in the Spot Market or the sales price is limited, the results of Generación Mediterránea S.A. could be badly affected.

Interest rate risk

Interest rate risk arises from the Company's debt at floating rate. Indebtedness at floating rate exposes the Company to interest rate risk on their cash flows. At December 31, 2019, a small portion of the loans in effect had been taken out at floating rates, mainly BADLAR (plus an applicable margin).

The Company analyzes its exposure to interest rate risk in a dynamic manner. Hypothetical situations are simulated considering the positions relating to refinancing, renewal of current positions, alternative financing and hedging. Based on these scenarios, the Company estimates the impact on profit or loss of a definite variation in interest rates. Simulation is only made in relation to obligations representing the main positions that accrue interest.

Generación Mediterránea S.A.

Notes to the financial statements (Cont'd)

NOTE 5: FINANCIAL RISK MANAGEMENT (Cont'd)

5.1 Financial risk factors (Cont'd)

a) Market risks (Cont'd)

The following table shows the Company's loans broken down by interest rate:

| | 12.31.2019 | 12.31.2018 |
|-----------------------|-----------------------|-----------------------|
| Fixed rate | | |
| Less than 1 year | 2,733,750,691 | 2,776,941,764 |
| Between 1 and 2 years | 3,794,015,288 | 3,174,686,467 |
| Between 2 and 3 years | 1,679,178,030 | 3,957,289 |
| More than 3 years | 16,774,562,257 | 15,432,886,648 |
| | 24,981,506,266 | 21,388,472,168 |
| Floating rate | | |
| Less than 1 year | 1,134,777,687 | 1,209,943,477 |
| Between 1 and 2 years | 647,722,193 | 603,844,912 |
| Between 2 and 3 years | 23,594,325 | 799,608,005 |
| More than 3 years | 27,976 | 34,236,175 |
| | 1,806,122,181 | 2,647,632,569 |
| | 26,787,628,447 | 24,036,104,737 |

Based on simulations run, with all the other variables kept constant, an increase of 1% in the variable interest rates would (decrease)/ increase the profit or loss for the year as follows:

| | 12.31.2019 | 12.31.2018 |
|---|-------------------|-------------------|
| Floating rate | 18,061,222 | 26,476,326 |
| Impact on the profit/(loss) for the year | 18,061,222 | 26,476,326 |

b) Credit risk

Credit risk arises from cash and cash equivalents, deposits with banks and financial institutions, and from the exposure to credit of customers, including the outstanding balances of accounts receivable and arranged transactions.

Our credit analysis division assesses privately-held corporate customers' payment ability, taking as a basis their financial statements, financial position, market reports, historical behavior towards the Company and other financial creditworthiness factors. Credit limits are set on the basis of the indicators described above, and are regularly monitored by the respective area.

The electricity generators with sales to the spot market, per Resolution No. 1/19 which replaced ES Resolution No. 19/17, and generators with contracts under Resolutions Nos. 220/07 and ES No. 21/16 receive through CAMMESA the payments for making available the power and energy supplied to the system.

Generación Mediterránea S.A.

Notes to the financial statements (Cont'd)

NOTE 5: FINANCIAL RISK MANAGEMENT (Cont'd)

5.1 Financial risk factors (Cont'd)

b) Credit risks (Cont'd)

In the last quarter of 2019, CAMMESA paid its past due obligations, recognizing interest and exchange difference as agreed in the pertinent contracts.

c) Liquidity risk

The Management of the Company monitors the updated projections on liquidity requirements to ensure that the Company has enough cash to cover the operational needs while maintaining an adequate level of credit facilities available. In this way, the Company is expected to meet its commitments required as a result of the financial debt arising from any credit facility. The projections take into account payment plans of the Company's debts, compliance with external regulatory requirements and legal requirements.

Temporary cash surpluses are prudently managed until they are used for debt servicing purposes and investment in enlargement projects currently in progress. The Company has worked in the medium and long term financing structure, having, in addition, available credit lines and loans to guarantee compliance with commitments.

The following table shows an analysis of the Company's financial liabilities classified according to the due dates, considering the remaining period from the respective balance sheet date to their contractual due date. The amounts shown in the table are the non-discounted contractual cash flows.

| At December 31, 2019 | Less than 3 months | Between 3 months and 1 year | Between 1 and 2 years | More than 2 years | Total |
|-----------------------------|---------------------------|------------------------------------|------------------------------|--------------------------|-----------------------|
| Trade and other payables | 3,999,937,571 | 614,374,267 | 1,228,134,356 | 237,965,022 | 6,080,411,216 |
| Loans | 2,937,870,649 | 4,173,094,804 | 6,883,154,120 | 22,715,599,439 | 36,709,719,012 |
| Total | 6,937,808,220 | 4,787,469,071 | 8,111,288,476 | 22,953,564,461 | 42,790,130,228 |

| At December 31, 2018 | Less than 3 months | Between 3 months and 1 year | Between 1 and 2 years | More than 2 years | Total |
|-----------------------------|---------------------------|------------------------------------|------------------------------|--------------------------|-----------------------|
| Trade and other payables | 1,966,556,780 | 1,821,552,607 | 1,419,742,004 | 373,304,382 | 5,581,155,773 |
| Loans | 2,588,098,851 | 3,526,525,202 | 5,517,844,785 | 20,134,656,788 | 31,767,125,626 |
| Total | 4,554,655,631 | 5,348,077,809 | 6,937,586,789 | 20,507,961,170 | 37,348,281,399 |

Generación Mediterránea S.A.

Notes to the financial statements (Cont'd)

NOTE 5: FINANCIAL RISK MANAGEMENT (Cont'd)

5.2 Capital risk management

The objectives of the Company when it administers capital are to secure the correct operation of the Company, to encourage its growth, to meet the financial commitments taken on and produce yields to its shareholders, keeping an optimum capital structure.

Consistently with the industry, the Company monitors its capital based on the Consolidated Debt to Adjusted EBITDA ratio. This ratio is calculated dividing the net loans by EBITDA. Net borrowings correspond to total borrowings (including current and non-current borrowings) less cash and cash equivalents. Adjusted EBITDA is defined as operating income less operating expenses (including selling and administrative expenses, provided that they are included under operating expenses) plus amortization, depreciation and any other non-cash expenses (provided that they are included under operating expenses).

In the year ended December 31, 2019, the Company incurred long-term indebtedness mainly through the co-issue of NO GMSA-CTR Class II for an amount of USD 80,000,000.

This issue has allowed improvements in the indebtedness profile, by extending the due dates. Consolidated debt to adjusted EBITDA ratios at December 31, 2019 and 2018 were as follows:

| | 12.31.2019 | 12.31.2018 |
|---------------------------------|-------------------|-------------------|
| Total loans | 26,787,628,447 | 24,036,104,737 |
| Less: Cash and cash equivalents | (879,173,042) | (475,205,211) |
| Net debt | 25,908,455,405 | 23,560,899,526 |
| EBITDA (*) | 7,776,841,331 | 6,372,080,016 |
| Net debt/ EBITDA | 3.331 | 3.698 |

(*) Amount not covered by the Audit Report.

NOTE 6: CRITICAL ACCOUNTING ESTIMATES AND JUDGMENTS

The preparation of financial statements requires Company Management to make estimates and assumptions concerning the future, apply critical judgments and establish premises that affect application of the accounting policies and the reported amounts of assets, liabilities, income and expenses.

These estimates and judgments are continually evaluated and are based on historical experience and other factors that are believed to be reasonable under the circumstances. Actual future results may differ from those estimates and assessments made at the date these financial statements were prepared. The estimates and assumptions that have a significant risk of causing a material adjustment to the carrying amounts of assets and liabilities within the next fiscal year are detailed below:

a) Impairment of assets

Long-lived assets are tested for impairment at the lowest levels for which there are separately identifiable cash flows (cash-generating units or CGUs).

Generación Mediterránea S.A.
Notes to the financial statements (Cont'd)

NOTE 6: CRITICAL ACCOUNTING ESTIMATES AND JUDGMENTS (Cont'd)

a) Impairment of assets (Cont'd)

Electricity production plants of the Company constitute a cash generating unit, already representing the lowest level of separation of assets that generate independent cash flows.

Assets that are subject to amortization are tested for impairment whenever events or circumstances indicate that the carrying amount may not be recoverable.

In evaluating whether there is any indication that the cash generating unit could be affected, internal and external sources of information are analyzed. Specific events and circumstances are considered, which in general include the discount rate used in the projections of cash flows of each of the CGU and the business condition in terms of market and economic factors, such as the cost of raw materials, the regulatory framework of the energy industry, projected capital expenditure and the evolution of energy demand.

An impairment loss is recognized when the asset's carrying value exceeds its recoverable value. The recoverable value is the higher of an asset's fair value less costs to sell and value in use. Any impairment loss will be distributed (to reduce the carrying value of the assets of the CGU) as follows:

- First, to reduce the carrying value of goodwill allocated to the cash generating unit, and
- then, reduce the carrying amounts of the other assets of the unit (or group of units) pro rata on the basis of the carrying amount of each asset of the unit (or group of units). The carrying amount of an asset should not be reduced below the highest of its fair value less costs to sell, its value in use, or zero.
- The amount of the impairment loss that would otherwise have been allocated to the asset shall be allocated pro rata to the other assets of the CGU.

Judgment is required from Management at the time of estimating the future cash flows. Actual cash flows and values may significantly vary from expected future cash flows and the related values obtained through discount techniques.

Generación Mediterránea S.A.
Notes to the financial statements (Cont'd)

NOTE 6: CRITICAL ACCOUNTING ESTIMATES AND JUDGMENTS (Cont'd)

b) Current and deferred income tax / Minimum notional income tax

The Company recognizes income taxes applying the deferred tax method. Consequently, the deferred tax assets and liabilities are recognized according to the future tax consequences attributable to the differences between the carrying amount of existing assets and liabilities and the respective tax bases. Deferred tax assets and liabilities are valued at the approved tax rates that should theoretically be applied on the taxable income in the years in which the temporary differences are expected to be settled. A high degree of judgment is required to determine the provision for income tax since Management regularly assesses the positions on the tax returns regarding situations where the applicable tax regulation is subject to interpretation and, if necessary, sets out provisions based on the amounts payable to the tax authorities. When the final outcome of these matters is different from the initially recognized amounts, such differences will have an impact on income tax and deferred taxes in the fiscal year in which they are determined.

There are many transactions and calculations according to which the latest tax determination is uncertain. The Company early recognizes tax liabilities based on the estimates as to whether additional taxes must be paid in the future. When the final tax result differs from the amounts initially recognized, any such differences will have an impact on the current and deferred income tax assets and liabilities in the period in which such determination was made.

Deferred tax assets are reviewed at every reporting date and reduced according to the probability that a sufficient tax base might be available to allow recovering these assets in whole or in part. Deferred assets and liabilities are not discounted. When assessing the realizability of deferred tax assets, Management considers it probable that some, or all, deferred tax assets are not realizable.

Whether deferred tax assets are realizable depends on the generation of future taxable income for the periods in which these temporary differences are deductible. In making this assessment, Management takes into account the scheduled reversal of deferred tax liabilities, projected future taxable income and tax planning strategies.

c) Provisions

Provisions cover contingencies arising in the ordinary course of business and other sundry risks that could create obligations for the Company. In estimating the amounts and probabilities of occurrence, the opinion of the Company's legal advisors has been considered.

At the date of issue of these financial statements, the Company Management understands that there are no elements which may determine the existence of other contingencies that could materialize and have a negative impact on these financial statements.

Generación Mediterránea S.A.
Notes to the financial statements (Cont'd)

NOTE 6: CRITICAL ACCOUNTING ESTIMATES AND JUDGMENTS (Cont'd)

d) Allowance for bad debts

The allowance for bad debts has been set up based on a historical analysis of accounts receivable to assess the recoverability of the credit portfolio.

The allowance for bad debts was \$2,655,764 at December 31, 2019 and \$4,085,426 at December 31, 2018.

e) Defined benefit plans

The Company determines the liabilities related to accumulated bonuses for service length and to the employee benefits plans mentioned, considering all the rights accrued by the beneficiaries until year end, based on an actuarial study performed by an independent professional at that date. The actuarial method applied by the Company is the Projected Benefit Unit method.

f) Fair value of property, plant and equipment

The fair value calculated by means of the discounted cash flow was used to value facilities and machinery. This cash flow was prepared on the basis of estimates with an approach to consider different scenarios according to their probability of occurrence.

The following variables have been taken into account in relation to the estimates made: (i) exchange rate fluctuations; (ii) availability and dispatch of turbines associated with demand projections according to vegetative growth; (iii) operating and maintenance cost; (iv) number of employees; (v) discount rate used, among others. Each of these scenarios contemplate different assumptions regarding the critical variables used.

The discounted cash flow at December 31, 2019 considers two scenarios (pessimistic and basic scenarios) with different probabilities of occurrence. The two scenarios arise from current rate schedules and are combined with different turbine dispatch alternatives.

The criteria considered in each scenario are the following:

1. Base scenario: in this case the Company considers a historical average availability and an expected dispatch according to projections of the demand for energy with a vegetative growth. Probability of occurrence assigned: 70%.
2. Pessimistic scenario: in this case the Company considers a historical average availability and a dispatch of less than expected of the demand for energy. Probability of occurrence: 30%.

Generación Mediterránea S.A.
Notes to the financial statements (Cont'd)

NOTE 6: CRITICAL ACCOUNTING ESTIMATES AND JUDGMENTS (Cont'd)

f) Fair value of property, plant and equipment (Cont'd)

In all scenarios a discount rate in dollars of approximately 11.51% was used, which contemplates the future scenarios.

The percentages of probability of occurrence assigned are mainly based on the occurrence of different past events (experience).

Actual results could differ from the estimates, so the projected cash flows might be badly affected if any of the above-mentioned factors changes in the near future.

The Company cannot assure that the future behavior of those variables will be in line with projections, and differences might arise between the estimated cash flows and the ones really obtained.

The fair value determination of property, plant and equipment is significantly affected by the dollar exchange rate. This situation, valuation processes and results are discussed and approved by the Board of the Companies at least once a year.

However, if the discounted cash flow differs by 10% from Management estimates, the Company will need:

- To increase the fair value of land, buildings, facilities and machinery by \$ 3,036 million, if it were favorable; or
- To reduce the fair value of land, buildings, facilities and machinery by \$ 3,036 million, if it were not favorable.

At March 31, 2019, the fair values of revalued fixed assets amounted to \$ 33,708,677,562, representing a decrease in their value for \$ 296,145,044 which was recorded in other comprehensive income.

The Company performed an analysis of the recoverable value of property, plant and equipment at June 30, 2019 and concluded that due to the macroeconomic variations in inflation and the US dollar exchange rate, assets decreased by \$ 2,589,581,443 and recognized its effect in other comprehensive income.

At December 31, 2019, the Company performed an analysis of the variables that are considered for the calculation of the recoverable value of property, plant and equipment, thus obtaining an increase in their value for \$ 296,362,563 with its effects being recognized in other comprehensive income.

Generación Mediterránea S.A.
Notes to the financial statements (Cont'd)

NOTE 7: PROPERTY, PLANT AND EQUIPMENT

| Original values | | | | | | | Depreciation | | | | | Net amount at end of year | |
|--|-----------------------|----------------------|-----------------------|---------------------------|-------------------------|------------------------|--------------------------------------|----------------------|---------------------------|-------------------------|-------------------------|---------------------------|-----------------------|
| Type of asset | At beginning of year | Increases | Transfers/withdrawals | Technical revaluation (2) | Recovery / (Impairment) | At the end of the year | Accumulated at the beginning of year | For the year (1) | Technical revaluation (2) | Recovery / (Impairment) | Accumulated at year end | At 12.31.2019 | At 12.31.2018 |
| Land | 921,894,118 | 11,986,830 | - | - | - | 933,880,948 | - | - | - | - | - | 933,880,948 | 921,894,118 |
| Buildings | 1,445,948,326 | - | (112,258) | (36,921,078) | - | 1,408,914,990 | 7,893,604 | 29,027,474 | (36,921,078) | - | - | 1,408,914,990 | 1,438,054,722 |
| Facilities | 3,856,361,696 | 5,787,341 | - | (628,903,811) | - | 3,233,245,226 | 52,072,571 | 203,891,900 | (255,964,471) | - | - | 3,233,245,226 | 3,804,289,125 |
| Machinery | 28,619,612,267 | 17,361,024 | - | (3,852,487,022) | - | 24,784,486,269 | 384,640,058 | 1,251,422,374 | (1,636,062,432) | - | - | 24,784,486,269 | 28,234,972,209 |
| Works in progress - Extension of Plant | 2,380,656,978 | 6,285,403,068 | - | - | - | 8,666,060,046 | - | - | - | - | - | 8,666,060,046 | 2,380,656,978 |
| Computer and office equipment | 52,647,489 | 2,266,806 | - | - | - | 54,914,295 | 35,594,961 | 6,810,693 | - | - | 42,405,654 | 12,508,641 | 17,052,526 |
| Vehicles | 34,151,393 | 284,490 | - | - | - | 34,435,883 | 15,750,997 | 3,849,564 | - | - | 19,600,561 | 14,835,322 | 18,400,400 |
| Spare parts and materials | 139,652,374 | 135,123,292 | - | - | - | 274,775,666 | - | - | - | - | - | 274,775,666 | 139,652,372 |
| Total at 12.31.2019 | 37,450,924,641 | 6,458,212,851 | (112,258) | (4,518,311,911) | - | 39,390,713,323 | 495,952,191 | 1,495,002,005 | (1,928,947,981) | - | 62,006,215 | 39,328,707,108 | - |
| Total at 12.31.2018 | 24,563,073,861 | 3,459,777,040 | - | 5,456,946,019 | 3,971,127,721 | 37,450,924,641 | 33,474,511 | 1,386,468,763 | (1,595,145,368) | 671,154,285 | 495,952,191 | - | 36,954,972,450 |

(1) Depreciation charges for the year ended December 31, 2019 and 2018 were allocated to the cost of sales.

(2) At December 31, 2019, it corresponds to the revaluation for \$ 2,589,363,930, offset by the accumulated depreciation at the time of revaluation for \$ 1,928,947,981.

Generación Mediterránea S.A.
Notes to the financial statements (Cont'd)

NOTE 8: FINANCIAL INSTRUMENTS

| At December 31, 2019 | Financial assets/ liabilities at amortized cost | At fair value through profit and loss | Non-financial assets/ liabilities | Total |
|--|---|--|--------------------------------------|-----------------------|
| Assets | | | | |
| Trade receivables, other receivables and investments | 5,837,323,159 | 129,863 | 1,943,529,160 | 7,780,982,182 |
| Cash and cash equivalents | 735,874,124 | 143,298,918 | - | 879,173,042 |
| Non-financial assets | - | - | 39,545,043,049 | 39,545,043,049 |
| Total | 6,573,197,283 | 143,428,781 | 41,488,572,209 | 48,205,198,273 |
| Liabilities | | | | |
| Trade and other payables | 6,080,411,216 | - | - | 6,080,411,216 |
| Loans (finance leases excluded) | 26,684,751,668 | - | - | 26,684,751,668 |
| Finance leases | 102,876,779 | - | - | 102,876,779 |
| Non-financial liabilities | - | - | 6,078,148,198 | 6,078,148,198 |
| Total | 32,868,039,663 | - | 6,078,148,198 | 38,946,187,861 |
| At December 31, 2018 | Financial assets/ liabilities at amortized cost | At fair value through profit and loss | Non-financial assets/ liabilities | Total |
| Assets | | | | |
| Trade receivables, other receivables and investments | 4,295,838,028 | 199,768 | 770,998,321 | 5,067,036,117 |
| Other financial assets at fair value through profit or loss | - | 388,209,911 | - | 388,209,911 |
| Cash and cash equivalents | 233,822,377 | 241,382,834 | - | 475,205,211 |
| Non-financial assets | - | - | 37,120,582,405 | 37,120,582,405 |
| Total | 4,529,660,405 | 629,792,513 | 37,891,580,726 | 43,051,033,644 |
| Liabilities | | | | |
| Trade and other payables | 5,581,155,773 | - | - | 5,581,155,773 |
| Loans (finance leases excluded) | 23,892,605,788 | - | - | 23,892,605,788 |
| Finance leases | 143,498,949 | - | - | 143,498,949 |
| Non-financial liabilities | - | - | 3,367,578,477 | 3,367,578,477 |
| Total | 29,617,260,510 | - | 3,367,578,477 | 32,984,838,987 |

The categories of financial instruments were determined based on IFRS 9.

Generación Mediterránea S.A.
Notes to the financial statements (Cont'd)

NOTE 8: FINANCIAL INSTRUMENTS (Cont'd)

Below are presented the revenues, expenses, profits and losses arising from each financial instrument category.

| At December 31, 2019 | Financial assets at amortized cost | Financial assets at fair value through profit and loss | Financial liabilities at amortized cost | Non-financial instruments | Total |
|-----------------------------|---------------------------------------|---|--|------------------------------|------------------------|
| Interest earned | 901,329,024 | - | - | - | 901,329,024 |
| Interest paid | - | - | (2,734,741,575) | - | (2,734,741,575) |
| Exchange differences, net | 1,908,345,749 | - | (12,454,511,131) | - | (10,546,165,382) |
| Other financial results | - | (139,427,825) | (208,936,994) | 10,788,792,488 | 10,440,427,669 |
| Total | 2,809,674,773 | (139,427,825) | (15,398,189,700) | 10,788,792,488 | (1,939,150,264) |

| At December 31, 2018 | Financial assets at amortized cost | Financial assets at fair value through profit and loss | Financial liabilities at amortized cost | Non-financial instruments | Total |
|-----------------------------|---------------------------------------|---|--|------------------------------|------------------------|
| Interest earned | 37,822,193 | - | - | - | 337,822,193 |
| Interest paid | - | - | (2,466,356,737) | - | (2,466,356,737) |
| Exchange differences, net | 2,774,356,225 | - | (19,907,541,052) | - | (17,133,184,827) |
| Other financial results | - | 1,080,586,676 | (357,371,661) | 11,931,401,854 | 12,654,616,869 |
| Total | 3,112,178,418 | 1,080,586,676 | (22,731,269,450) | 11,931,401,854 | (6,607,102,502) |

Fair value estimates

The Company classifies fair value measurements of financial instruments using a three-level hierarchy, which gives priority to the inputs used in making such measurements: Fair value hierarchies:

- Level 1: (unadjusted) quoted prices in active markets for identical assets or liabilities;
- Level 2: Inputs other than quoted prices included within Level 1, that are observable for the asset or liability, either directly (i.e., prices) or indirectly (i.e. deriving from prices);
- Level 3: Inputs on the assets or liabilities not based on observable market inputs (i.e. unobservable inputs).

The following table shows the Company's financial assets and liabilities measured at fair value at December 31, 2019 and 2018.

Generación Mediterránea S.A.

Notes to the financial statements (Cont'd)

NOTE 8: FINANCIAL INSTRUMENTS (Cont'd)

| At December 31, 2019 | Level 1 | Level 2 | Level 3 | Total |
|-------------------------------|--------------------|----------------|-----------------------|-----------------------|
| Assets | | | | |
| Shares | - | - | 129,863 | 129,863 |
| Mutual funds | 143,298,918 | - | - | 143,298,918 |
| Property, plant and equipment | - | - | 30,360,527,433 | 30,360,527,433 |
| Total | 143,298,918 | - | 30,360,657,296 | 30,503,956,214 |

| At December 31, 2018 | Level 1 | Level 2 | Level 3 | Total |
|----------------------------------|--------------------|----------------|-----------------------|-----------------------|
| Assets | | | | |
| Shares | - | - | 199,768 | 199,768 |
| Derivative financial instruments | 388,209,911 | - | - | 388,209,911 |
| Mutual funds | 241,382,835 | - | - | 241,382,835 |
| Property, plant and equipment | - | - | 34,399,210,174 | 34,399,210,174 |
| Total | 629,592,746 | - | 34,399,409,942 | 35,029,002,688 |

The fair value of financial instruments traded in active markets is based on quoted market prices at the date of the statement of financial position. A market is regarded as active if quoted prices are readily and regularly available from an exchange, dealer, broker, industry group, pricing service, or regulatory agency, and those prices represent actual and regularly occurring market transactions on an arm's length basis. The quoted market price used for financial assets held by the Company is the current bid price. These instruments are included in Level 1.

The fair value of financial instruments that are not traded in an active market is determined by using valuation techniques. These valuation techniques maximize the use of observable market data where it is available and rely as little as possible on the Company's specific estimates. If all significant inputs required to fair value an instrument are observable, the instrument is included in level 2. No financial instruments should be included in Level 2. If one or more variables used to calculate the fair value are not observable in the market, the financial instrument is included in Level 3. These instruments are included in Level 3. This is the case of the revaluation of certain categories of property, plant and equipment.

Specific valuation techniques used to determine the fair value of property, plant and equipment include:

- a) As for Land and Buildings, they have been adjusted by a method using coefficients that comprise changes in the purchasing power of the currency to conform a fair value at December 31, 2019.
- b) The fair values of "Facilities" and "Machinery" were calculated by means of the discounted cash flows (See Note 6.f).

NOTE 9: INVENTORIES

| | 12.31.2019 | 12.31.2018 |
|---------------------------|--------------------|--------------------|
| Spare parts and materials | 216,335,941 | 165,609,955 |
| | 216,335,941 | 165,609,955 |

Generación Mediterránea S.A.

Notes to the financial statements (Cont'd)

NOTE 10: TRADE RECEIVABLES

| <u>Non-Current</u> | <u>Note</u> | <u>12.31.2019</u> | <u>12.31.2018</u> |
|------------------------------|-------------|----------------------|----------------------|
| Net receivables from CAMMESA | | - | 89,915,476 |
| | | <u>-</u> | <u>89,915,476</u> |
| <u>Current</u> | | | |
| Trade receivables | | 2,019,875,910 | 1,356,258,314 |
| Net receivables from CAMMESA | | - | 59,887,349 |
| Energy sold to be billed | | 1,021,064,783 | 1,054,199,838 |
| Allowance for bad debts | 22 | (2,655,764) | (4,085,426) |
| | | <u>3,038,284,929</u> | <u>2,466,260,075</u> |

The carrying amount of current trade receivables approximates their fair value since they fall due in the short term.

Long-term receivables are measured at present value applying a market rate. The amount thus obtained does not differ from its fair value.

The movements of the provision for trade receivables are as follow:

| | <u>12.31.2019</u> | <u>12.31.2018</u> |
|----------------------------------|-------------------------|-------------------------|
| Balance at the beginning of year | 4,085,426 | 6,031,931 |
| Unused amounts reversed | 81,567 | - |
| RECPAM (Purchasing Power Parity) | (1,511,229) | (1,946,505) |
| Balance at year end | <u>2,655,764</u> | <u>4,085,426</u> |

The maximum credit risk exposure at the balance sheet date is the carrying amount of each type of trade and other receivables. The Company does not maintain any guarantee as collection security.

NOTE 11: Other receivables

| <u>Non-Current</u> | <u>Note</u> | <u>12.31.2019</u> | <u>12.31.2018</u> |
|--|-------------|-----------------------------|-----------------------------|
| Minimum notional income tax credit | | 62,800,688 | 96,607,807 |
| Balance with related parties | 32 | 2,720,720,018 | - |
| | | <u>2,783,520,706</u> | <u>96,607,807</u> |
| <u>Current</u> | | | |
| Balances with related parties | 32 | 48,669,098 | 1,716,347,806 |
| Loans to Directors - Shareholders | 32 | 29,649,114 | 23,314,671 |
| Turnover tax withholdings and credit balance | | 15,373,557 | 32,556,174 |
| Social security withholdings | | 491,512 | 19,776,618 |
| Value added tax | | 63,302,662 | 175,534,939 |
| Tax - Law No. 25413 | | 90,500,387 | 65,767,415 |
| Insurance to be accrued | | 78,149,514 | 24,553,633 |
| Advances to suppliers | | 1,625,904,370 | 320,228,992 |
| Sundry | | 7,006,470 | 35,972,743 |
| | | <u>1,959,046,684</u> | <u>2,414,052,991</u> |

The carrying amount of other current receivables approximates fair value due to their short-term maturity.

Generación Mediterránea S.A.
Notes to the financial statements (Cont'd)

NOTE 11: OTHER RECEIVABLES (Cont'd)

Other long-term receivables are measured at present value applying a market rate. The amount thus obtained does not differ from its fair value.

NOTE 12: CASH AND CASH EQUIVALENTS

| | 12.31.2019 | 12.31.2018 |
|---------------------------|--------------------|--------------------|
| Cash | 463,853 | 752,316 |
| Banks in local currency | 27,767,206 | 138,352,897 |
| Banks in foreign currency | 706,982,348 | 94,717,164 |
| Mutual funds | 143,298,918 | 241,382,834 |
| Checks to be deposited | 660,717 | - |
| | 879,173,042 | 475,205,211 |

For the purposes of the cash flow statement, cash, cash equivalents and bank overdraft facilities include:

| | 12.31.2019 | 12.31.2018 |
|--|--------------------|--------------------|
| Cash and cash equivalents | 879,173,042 | 475,205,211 |
| Cash and cash equivalents (bank overdraft included) | 879,173,042 | 475,205,211 |

NOTE 13: SHARE CAPITAL

Subscribed and registered capital at December 31, 2019 amounted to \$ 138,172,150.

NOTE 14: DISTRIBUTION OF SHARE CAPITAL

Dividends

Tax on dividends: A tax is levied on dividends or profits distributed, among others, by Argentine companies or permanent establishments to: individuals, undivided estates or foreign beneficiaries, according to the following rates: (i) dividends deriving from profits generated during fiscal years beginning on or after January 1, 2018 until December 31, 2020 will be subject to tax at a rate of 7%, and; (ii) dividends deriving from profits obtained during fiscal years beginning on or after January 1, 2021 will be subject to tax at a rate of 13%.

Dividends on profits obtained until the fiscal year prior to the fiscal year beginning on or after January 1, 2018 will continue to be subject to withholdings, for all beneficiaries, at a rate of 35% of the amount exceeding retained earnings to be distributed free of tax (transition period of equalization tax).

Pursuant to General Companies Law No. 19550, 5% of the profit reported in the statement of comprehensive income for the year, net of prior year adjustments, transfers of other comprehensive income to unappropriated retained earnings and prior year accumulated losses, is to be allocated to the legal reserve, until it reaches 20% of the capital stock.

Generación Mediterránea S.A.

Notes to the financial statements (Cont'd)

NOTE 15: TRADE PAYABLES

| <u>Non-Current</u> | <u>Note</u> | <u>12.31.2019</u> | <u>12.31.2018</u> |
|--------------------------------------|-------------|----------------------|----------------------|
| Suppliers | | 1,466,099,378 | 1,793,046,386 |
| | | 1,466,099,378 | 1,793,046,386 |
| <u>Current</u> | | | |
| Suppliers | | 3,101,183,283 | 2,827,987,201 |
| Balances with related parties | 32 | 1,317,615,472 | 732,338,473 |
| Suppliers - purchases not yet billed | | 195,144,267 | 226,325,819 |
| | | 4,613,943,022 | 3,786,651,493 |

The carrying amount of current trade receivables approximates fair value due to their short-term maturity.

NOTE 16: OTHER LIABILITIES

| <u>Current</u> | <u>Note</u> | <u>12.31.2019</u> | <u>12.31.2018</u> |
|-------------------------------|-------------|-------------------|-------------------|
| Balances with related parties | 32 | 368,816 | 1,457,894 |
| | | 368,816 | 1,457,894 |

NOTE 17: LOANS

| <u>Non-Current</u> | <u>12.31.2019</u> | <u>12.31.2018</u> |
|------------------------|-----------------------|-----------------------|
| International bond | 15,937,385,543 | 15,440,801,229 |
| Foreign loan debt | 299,256,528 | 866,053,135 |
| Negotiable obligations | 6,601,667,741 | 3,645,267,819 |
| Other bank debts | 19,963,333 | - |
| Finance lease debts | 60,826,924 | 97,097,313 |
| | 22,919,100,069 | 20,049,219,496 |
| <u>Current</u> | | |
| International bond | 639,351,920 | 640,814,929 |
| Related companies | 309,174,881 | - |
| Foreign loan debt | 677,462,087 | 656,060,512 |
| Syndicated Loan | 399,189,285 | 1,509,058,609 |
| Negotiable obligations | 1,258,867,177 | 527,583,231 |
| CAMMESA | - | 9,340,756 |
| Other bank debts | 542,433,173 | 597,625,568 |
| Finance lease debts | 42,049,855 | 46,401,636 |
| | 3,868,528,378 | 3,986,885,241 |

At December 31, 2019, the total financial debt amounts to \$ 26,788 million. The following table shows the total debt at that date.

Generación Mediterránea S.A.

Notes to the financial statements (Cont'd)

NOTE 17: LOANS (Cont'd)

| | Principal | Balances at December 31, 2019 (Pesos) | Interest rate (%) | Currency | Date of issue | Date of Maturity date: |
|---|-----------------|--|--|----------|-------------------|---------------------------|
| <u>Loan agreement</u> | | | | | | |
| Cargill | USD 15,000,000 | 976,718,615 | LIBOR + 4.25% | USD | February 16, 2018 | January 29, 2021 |
| Subtotal | | 976,718,615 | | | | |
| <u>Debt securities</u> | | | | | | |
| International Bond | USD 266,000,000 | 16,576,737,463 | 9.625% | USD | July 27, 2016 | July 27, 2023 |
| Class VI Negotiable Obligations | USD 6,640,279 | 401,513,510 | 8.00% | USD | February 16, 2017 | February 16, 2020 |
| Class VIII Negotiable Obligations | \$ 312,884,660 | 327,337,502 | BADLAR + 5% | ARS | August 28, 2017 | August 28, 2021 |
| Class X Negotiable Obligations | USD 28,148,340 | 1,668,374,179 | 8.50% until the first date of amortization, 10.50% until the second amortization date, 13.00% until the third amortization date. | USD | December 4, 2019 | February 16, 2021 |
| Class I Negotiable Obligation co-issuance | USD 3,014,000 | 207,573,651 | 6.68% | USD | October 11, 2017 | October 11, 2020 |
| Class II Negotiable Obligation co-issuance | USD 72,000,000 | 4,250,320,446 | 15.00% | USD | August 5, 2019 | May 5, 2023 |
| Class III Negotiable Obligation co-issuance | USD 17,153,855 | 1,005,415,630 | 8.00% until the first date of amortization, 13.00% until the second date of amortization | USD | December 4, 2019 | April 12, 2021 |
| Subtotal | | 24,437,272,381 | | | | |
| <u>Syndicated loan</u> | | | | | | |
| ICBC / Hipotecario / Citibank | \$ 396,500,000 | 399,189,285 | TM20 + 8.00% | ARS | December 27, 2019 | December 27, 2020 |
| Subtotal | | 399,189,285 | | | | |
| <u>Other liabilities</u> | | | | | | |
| Supervielle loan | USD 1,015,426 | 61,259,205 | 9.90% | USD | August 7, 2019 | February 4, 2020 |
| Macro loan | USD 3,333,333 | 200,672,521 | 9.00% | USD | August 30, 2018 | January 12, 2021 |
| Chubut loan | USD 170,340 | 10,239,812 | 10.50% | USD | July 18, 2019 | January 18, 2020 |
| Chubut loan | USD 672,850 | 40,454,888 | 11.00% | USD | October 18, 2019 | April 16, 2020 |
| Chubut loan | USD 836,993 | 50,203,017 | 11.00% | USD | November 25, 2019 | May 25, 2020 |
| Supervielle loan | \$ 135,000,000 | 139,532,671 | 64.50% | ARS | November 15, 2019 | February 7, 2020 |
| Chubut loan | USD 1,000,000 | 60,034,392 | 11.00% | USD | December 23, 2019 | June 23, 2020 |
| Related parties (Note 31) | \$ 309,174,881 | 309,174,881 | 35.00% | ARS | June 28, 2019 | June 28, 2020 |
| Finance lease | | 102,876,779 | | | | |
| Subtotal | | 974,448,166 | | | | |
| Total financial debt | | 26,787,628,447 | | | | |

a) Issuance of international bonds

On July 7, 2016, under CNV Resolution No. 18110, GMSA, Generación Frías S.A. and CTR obtained authorization for the co-issuance in the domestic and international markets of simple guaranteed unsubordinated negotiable obligations, not convertible for shares. On July 27, 2016, Negotiable Obligations were issued for USD 250 million, maturing in 7 years. The Negotiable Obligations are unconditionally and fully guaranteed by ASA.

The NO have a Moody's CCC rating.

Generación Mediterránea S.A.
Notes to the financial statements (Cont'd)

NOTE 17: LOANS (Cont'd)

a) Issuance of international bonds (Cont'd)

This issuance allowed financing investments under the Company's expansion plans, as a result of the award by the ES of Wholesale Demand Contracts through Resolution No. 115/2016 dated June 14, 2016, and also the Co-issuers' projects under development, which in the aggregate represent works for installing 460 nominal MW. In addition, it allowed for improving the Co-issuers' financial profile with the early repayment of existing loans at the date of issue, obtaining a term for financing in accordance with the projects under financing and also a considerable decrease in financing costs, thus achieving greater financial efficiency and release of guarantees.

On November 8, 2017, under RESFC-2017-19033-APN-DIR#CNV Resolution, GMSA and CTR obtained authorization from the CNV for the International Bond reopening. On December 5, 2017, Negotiable Obligations were issued for USD 86 million, with a nominal value of USD 336 million. The negotiable obligations have the same conditions as the originally issued ones.

On March 8, 2019, GMSA and CTR obtained, through CNV Resolution No. RESFC-2019-20111-APN-DIR#CNV authorization for increasing the maximum amount up to USD 300,000,000 of the program for co-issuance of Negotiable Obligations.

International Bond:

Principal: Nominal value: USD 336,000,000; amount assigned to GMSA: USD 266,000,000 (Considering the effect Merger Generación Frías S.A.)

Interest: Fixed rate of 9.625%

Amortization term and method: Interest on the International Bond will be paid semi-annually in arrears, on the following dates: January 27 and July 27 of each year, commencing on January 27, 2017 to maturity.

Principal on the negotiable obligations shall be amortized in a lump sum payment at maturity, that is, on July 27, 2023.

Principal balance on the International Bond outstanding at December 31, 2019 is USD 266,000,000.

As a result of the issue of International Bonds, the Company has undertaken standard commitments for this type of issue, whose specific conditions are detailed in the pertinent public prospectus. At the date of these financial statements, the Company is in compliance with all commitments undertaken.

Generación Mediterránea S.A.

Notes to the financial statements (Cont'd)

NOTE 17: LOANS (Cont'd)

b) Negotiable obligations:

On October 17, 2012, GMSA obtained, under Resolution 16942 of the CNV, authorization for: (i) incorporation of GMSA to the public offering system; and (ii) creation of a global program to issue simple negotiable obligations (non-convertible into shares), for a total outstanding nominal value of up to USD 100,000,000 (one hundred million US dollars) or its equivalent in other currencies, in one or more classes or series.

In line with the preceding paragraph, on September 26, 2017, GMSA and CTR obtained under RESFC-2017-18947-APN-DIR#CNV Resolution authorization from the CNV for the creation of a program for the co-issuance in the local market of simple negotiable obligations, not convertible into shares, for a total outstanding nominal value of up to USD 100 million (one hundred million United States dollars) or its equivalent in other currencies.

At December 31, 2019 there are outstanding Class VI, VIII and X Negotiable Obligations (GMSA) and Class I, II and III Negotiable Obligations (GMSA-CTR Co-issuance), issued by the Company for the amounts and under the following conditions: In addition, Class VII (GMSA) negotiable obligations were redeemed during the current period.

Class VI Negotiable Obligations:

Principal: Nominal value: USD 34,696,397

Interest: 8% annual nominal, paid quarterly as from May 16, 2017 to maturity.

Amortization term and method: one-off payment once 36 months have elapsed from disbursement of funds.

The negotiable obligations were paid up in cash and in kind, in the latter case through a swap of Class V Negotiable Obligations for USD 448,262.

The proceeds from the issue of Class VI Negotiable Obligations were applied to investments in property, plant and equipment on various extension projects of GMSA and refinancing of liabilities, improving the Company's indebtedness profile.

With the issue of NO Class X a swap of 80.86% of the principal issued under NO Class VI was achieved.

After the swap, principal balance on those negotiable obligations outstanding at December 31, 2019 is USD 6,640,279.

Generación Mediterránea S.A.
Notes to the financial statements (Cont'd)

NOTE 17: LOANS (Cont'd)

b) Negotiable obligations (Cont'd)

Class VIII Negotiable Obligations:

Class VIII negotiable obligations were issued on August 28, 2017 and were fully subscribed in kind.

Principal: Nominal value: \$ 312,884,660

Interest: Private Banks BADLAR rate plus a 5% margin. Payable quarterly as from November 29, 2017 to maturity.

Amortization term and method: one-off payment once 48 months have elapsed from disbursement of funds.

The proceeds from the issue of Class VIII negotiable obligations were fully applied to the refinancing of liabilities, improving the Company's indebtedness profile.

Principal balance on that Negotiable Obligation outstanding amounted to \$ 312,884,660 at December 31, 2019.

Class X Negotiable Obligations:

On December 4, 2019, the Company issued NO Class X fully integrated by the swap of NO Class VI under the following conditions:

Principal: nominal value: USD 28,148,340

Interest: 8.5% annual nominal, payable as from the issue and settlement date until February 16, 2020, inclusive, then 10.5% annual nominal, payable on a quarterly basis until August 16, 2020 and the remaining 13% payable on a quarterly basis until maturity on February 16, 2021.

Payment term and method: Amortization: The NO principal will be amortized in three installments, the first one on February 16, 2020 for 10% principal, the second on August 16, 2020 for 20% principal, and the third on February 16, 2021 for 70% principal.

The issue allowed the swap of 80.86% of the amount timely issued under NO Class VI, improving the financial debt maturities profile of the Company.

Principal balance on those negotiable obligations outstanding at December 31 is USD 28,148,340.

Generación Mediterránea S.A.
Notes to the financial statements (Cont'd)

NOTE 17: LOANS (Cont'd)

b) Negotiable obligations (Cont'd)

Class I Negotiable Obligation (GMSA and CTR co-issuance)

Class I negotiable obligations were co-issued on October 11, 2017 and were fully subscribed in cash.

Principal: total nominal value USD 30,000,000; amount assigned to GMSA: USD 20,000,000

Interest: 6.68% annual nominal rate, payable quarterly as from January 11, 2018 to maturity.

Amortization term and method: one-off payment once 36 months have elapsed from disbursement of funds.

The Negotiable Obligations were paid up in cash.

The proceeds from the issue of the Class I Negotiable Obligations will be destined mainly to investments in property, plant and equipment on the various expansion projects at GMSA and CTR and, to a lesser extent, to working capital and refinancing liabilities.

With the co-issue GMSA-CTR Class III a swap of 84.93% of the principal issued under Co-issue GMSA-CTR Class I was achieved.

Principal balance on those negotiable obligations outstanding at December 31, 2019 is USD 3,014,000.

Class II Negotiable Obligations (GMSA and CTR co-issuance):

Class II negotiable obligations were co-issued on August 5, 2019 and were fully subscribed in cash.

Principal: total nominal value USD 80 million; amount assigned to GMSA: USD 72 million

Interest: 15% annual nominal, paid quarterly as from November 5, 2019 to maturity.

Maturity date: May 5, 2023

Amortization method: ten equal and consecutive payments on a quarterly basis from February 5, 2021 to their maturity.

The proceeds from the issuance of Class II Negotiable Obligations were mainly applied to the refinancing of liabilities and investment in property, plant and equipment and, to a lesser extent, to working capital.

Class II Negotiable Obligations will be: (i) guaranteed by Albanesi S.A.; and (ii) secured by pledges on operating turbines, a mortgage on CTI, a reserve account funded by two periods' interest and the assignment of collection rights over contracts with CAMMESA under ES Resolution No. 220/07 and ES Resolution No. 21/17.

Principal balance on those negotiable obligations outstanding at December 31, 2019 is USD 72,000,000.

Generación Mediterránea S.A.
Notes to the financial statements (Cont'd)

NOTE 17: LOANS (Cont'd)

b) Negotiable obligations (Cont'd)

Class III Negotiable Obligations (GMSA and CTR co-issuance):

On December 4, 2019, the Company and CTR issued NO Class III for the amount detailed below, fully integrated by the swap of the Co-Issue GMSA-CTR Class I under the following conditions:

Principal: nominal value: USD 25,730,782; amount assigned to GMSA: USD 17,153,855

Interest: 8% annual nominal, payable on a quarterly basis until October 13, 2020 inclusive and then 13% annual nominal, payable on a quarterly basis until its maturity on April 12, 2021.

Payment term and method: Amortization: NO principal will be amortized in two installments, the first one on October 13, 2020 for 10% of the principal and the second on April 12, 2021 for 90% of principal.

The issue allowed the swap of 84.93% of the amount timely issued under Co-Issue GMSA-CTR Class I, improving the financial debt maturities of the Company.

Principal balance on those negotiable obligations outstanding at December 31, 2019 is USD 17,153,855.

c) Cargill loan

On February 16, 2018, the Company obtained a loan from Cargill Limited for USD 25,000,000 repayable in 36 installments, with a grace period of 12 months. Amortization will be in half-yearly installments of principal and interest at LIBOR 360 plus 4.25%.

Principal balance on that debt at December 31, 2019 is USD 15,000,000.

d) Syndicated Loan

On December 27, 2019, GMSA obtained a 12-month loan from Banco ICBC Argentina S.A. for \$ 396,500,000. Amortized in 9 monthly consecutive installments, being the first one payable after 4 months from disbursement.

Principal balance on that debt at December 31, 2019 is \$ 396,500,000.

Generación Mediterránea S.A.
Notes to the financial statements (Cont'd)

NOTE 17: LOANS (Cont'd)

The due dates of Company loans and their exposure to interest rates are as follows:

| | 12.31.2019 | 12.31.2018 |
|-----------------------|-----------------------|-----------------------|
| Fixed rate | | |
| Less than 1 year | 2,733,750,691 | 2,776,941,764 |
| Between 1 and 2 years | 3,794,015,288 | 3,174,686,467 |
| Between 2 and 3 years | 1,679,178,030 | 3,957,289 |
| More than 3 years | 16,774,562,257 | 15,432,886,648 |
| | 24,981,506,266 | 21,388,472,168 |
| Floating rate | | |
| Less than 1 year | 1,134,777,687 | 1,209,943,477 |
| Between 1 and 2 years | 647,722,193 | 603,844,912 |
| Between 2 and 3 years | 23,594,325 | 799,608,005 |
| More than 3 years | 27,976 | 34,236,175 |
| | 1,806,122,181 | 2,647,632,569 |
| | 26,787,628,447 | 24,036,104,737 |

The fair value of Company's international bonds at December 31, 2019 and December 31, 2018 amounts to approximately \$ 10,116 million and \$ 13,717 million, respectively. Fair value was calculated based on the estimated market price of the Company's international bonds at the end of each fiscal year/period. The applicable fair value category would be Level 1.

The other loans at variable rates have been stated at fair value. Given the proximity of their issuance, fixed-rate loans do not differ significantly from their fair value.

Fair values are based on the present value of contractual cash flows, applying a discount rate derived from observable market prices of other similar debt instruments, plus the respective credit risk.

Generación Mediterránea S.A.

Notes to the financial statements (Cont'd)

NOTE 17: LOANS (Cont'd)

Company loans are denominated in the following currencies:

| | 12.31.2019 | 12.31.2018 |
|-----------------|-----------------------|-----------------------|
| Argentine pesos | 1,181,451,778 | 1,125,518,925 |
| US dollars | 25,606,176,669 | 22,910,585,812 |
| | 26,787,628,447 | 24,036,104,737 |

Changes in Company loans were as follows:

| | 12.31.2019 | 12.31.2018 |
|----------------------------------|-----------------------|-----------------------|
| Loans at beginning of the year | 24,036,104,737 | 16,499,989,105 |
| Loans received | 8,283,119,469 | 7,738,513,620 |
| Loans paid | (6,300,419,480) | (6,303,115,015) |
| Accrued interest | 2,671,172,419 | 2,819,177,106 |
| Interest paid | (2,399,323,986) | (2,176,010,511) |
| Exchange difference | 11,380,986,884 | 14,777,687,546 |
| Capitalized expenses | (280,633,940) | (28,649,731) |
| RECPAM (Purchasing Power Parity) | (10,603,377,656) | (9,291,487,383) |
| Loans at year end | 26,787,628,447 | 24,036,104,737 |

NOTE 18: LEASES

This note provides information on leases in which the Company acts as lessor.

Amounts recognized in the statement of Financial Position:

| | 12.31.2019 |
|-------------------------------|-------------------|
| Right of use of assets | |
| Machinery | 20,623,043 |
| Vehicles | 6,047,491 |
| | 26,670,534 |
| Lease liabilities | |
| Current | 42,049,855 |
| Non-current | 60,826,924 |

Generación Mediterránea S.A.
Notes to the financial statements (Cont'd)

NOTE 18: LEASES (Cont'd)

Changes in Company finance leases were as follows:

| | 12.31.2019 |
|--|--------------------|
| Finance lease at the beginning | 143,498,952 |
| Payments made for the year | (38,739,726) |
| Interest paid | (27,997,988) |
| Accrued interest and exchange difference | 79,218,002 |
| RECPAM (Purchasing Power Parity) | (53,102,461) |
| Finance lease at year end | 102,876,779 |

NOTE 19: SALARIES AND SOCIAL SECURITY LIABILITIES

| <u>Current</u> | 12.31.2019 | 12.31.2018 |
|---------------------------------|-------------------|-------------------|
| Social security charges payable | 60,263,565 | 57,988,504 |
| Salaries payable | 6,789,225 | 128,081 |
| Provision for vacation pay | 11,933,083 | 12,206,648 |
| | 78,985,873 | 70,323,233 |

NOTE 20: TAX PAYABLES

| <u>Current</u> | 12.31.2019 | 12.31.2018 |
|---|--------------------|-------------------|
| National Fund of Electric Energy | 3,814,456 | 1,163,141 |
| Income tax withholdings to be deposited | 3,533,965 | 4,118,336 |
| Turnover tax withholdings to be deposited | 8,340,221 | 7,457,892 |
| Payment-in-installment plan | 144,906,481 | - |
| Provision for income tax withholding overruns | 3,086,719 | 5,429,664 |
| Sundry | 413,570 | 784,657 |
| | 164,095,412 | 18,953,690 |

Generación Mediterránea S.A.
Notes to the financial statements (Cont'd)

NOTE 21: INCOME TAX/ DEFERRED TAX

The analysis of deferred tax assets and liabilities is as follows:

| | 12.31.2019 | 12.31.2018 |
|---|-------------------------------|-------------------------------|
| Deferred tax assets: | | |
| Deferred tax assets to be recovered over more than 12 months | 3,167,393,650 | 3,179,441,896 |
| | <u>3,167,393,650</u> | <u>3,179,441,896</u> |
| Deferred tax liabilities: | | |
| Deferred tax liabilities to be settled over more than 12 months | (8,974,695,596) | (6,430,262,946) |
| | <u>(8,974,695,596)</u> | <u>(6,430,262,946)</u> |
| Deferred tax liabilities (net) | <u>(5,807,301,946)</u> | <u>(3,250,821,050)</u> |

The gross transactions recorded in the deferred tax account are as follows:

| | 12.31.2019 | 12.31.2018 |
|--------------------------------------|-------------------------------|-------------------------------|
| Balances at beginning of year | (3,250,821,050) | (1,824,393,376) |
| Charge to income statement | (3,204,828,999) | 336,161,060 |
| Charge to other comprehensive income | 648,348,103 | (1,762,588,734) |
| Balance at year end | <u>(5,807,301,946)</u> | <u>(3,250,821,050)</u> |

The activity in deferred tax assets and liabilities, without considering the offsetting of balances that correspond to the same tax jurisdiction, has been as follows:

| | Balance at December 31, 2018 | Charge to income statement | Charge to other comprehensive income | Balance at December 31, 2019 |
|---|---|---------------------------------------|---|---|
| Trade receivables and other receivables | 19,690,098 | 34,360,430 | - | 54,050,528 |
| Property, plant and equipment | (6,471,478,109) | (1,237,835,759) | 647,340,983 | (7,061,972,885) |
| Loans | 29,102,012 | (27,821,473) | - | 1,280,539 |
| Other liabilities | (10,326,095) | 3,480,670 | - | (6,845,425) |
| Pension plans | 6,174,512 | 2,154,978 | 1,007,120 | 9,336,610 |
| Tax inflation adjustment | - | (1,927,376,978) | - | (1,927,376,978) |
| Tax loss carry-forwards | 3,159,751,797 | (46,408,675) | - | 3,113,343,122 |
| Investments | 16,264,735 | (5,382,192) | - | 10,882,543 |
| | <u>(3,250,821,050)</u> | <u>(3,204,828,999)</u> | <u>648,348,103</u> | <u>(5,807,301,946)</u> |

The deferred tax assets due to tax losses are recognized insofar as the realization of the corresponding fiscal benefit through future taxable income is probable.

The income tax charge is broken down as follows:

| | 12.31.2019 | 12.31.2018 |
|-------------------|-------------------------------|---------------------------|
| Deferred tax | (3,204,828,999) | 336,161,060 |
| Income tax | <u>(3,204,828,999)</u> | <u>336,161,060</u> |

Generación Mediterránea S.A.
Notes to the financial statements (Cont'd)

NOTE 21: INCOME TAX/ DEFERRED TAX (Cont'd)

Tax Reform in Argentina and Law on Social Solidarity and Productive Reactivation

On December 29, 2017, the National Executive Branch enacted Law 27430 on Income Tax. This law introduced several changes to the income tax treatment, among others:

Income tax rate: The income tax rate for Argentine companies will be reduced gradually from 35% to 30% for fiscal years beginning on or after January 1, 2018 until December 31, 2019 and to 25% for fiscal years beginning on or after January 1, 2020.

Tax on dividends: A tax is levied on dividends or profits distributed, among others, by Argentine companies or permanent establishments to: individuals, undivided estates or foreign beneficiaries, according to the following rates: (i) dividends deriving from profits generated during fiscal years beginning on or after January 1, 2018 until December 31, 2020 will be subject to tax at a rate of 7%, and; (ii) dividends deriving from profits obtained during fiscal years beginning on or after January 1, 2021 will be subject to tax at a rate of 13%.

Dividends on profits obtained until the fiscal year prior to the fiscal year beginning on or after January 1, 2018 will continue to be subject to withholdings, for all beneficiaries, at a rate of 35% of the amount exceeding retained earnings to be distributed free of tax (transition period of equalization tax).

Pursuant to General Companies Law No. 19550, 5% of the profit reported in the statement of comprehensive income for the year, net of prior year adjustments, transfers of other comprehensive income to unappropriated retained earnings and prior year accumulated losses, is to be allocated to the legal reserve, until it reaches 20% of the capital stock.

Index-adjustments to deductions: Acquisitions or investments made in the fiscal years beginning on or after January 1, 2018 will be index-adjusted based on the Domestic Wholesale Price Index ("IPIM", for its acronym in Spanish) published by the National Institute of Statistics and Census ("INDEC", for its acronym in Spanish). This will increase the depreciation that may be deducted and its computable cost in the event of a sale.

On December 27, 2019, the National Executive Branch enacted Law 27541 on Social Solidarity and Productive Reactivation. As for Income tax applicable to companies, the following amendments introduced by the law are highlighted:

- It maintains the tax rate at 30% for 2020 (this rate should have been reduced to 25% in accordance with the 2017 Tax Reform).
- Tax inflation adjustment: The allocation of the tax inflation adjustment for the first and second year commenced as from January 1, 2019 must be allocated in equal parts during 6 fiscal years.

Generación Mediterránea S.A.

Notes to the financial statements (Cont'd)

NOTE 21: INCOME TAX/ DEFERRED TAX (Cont'd)

- Personal assets tax, shares and equity interests: Tax rate rises from 0.25% to 0.50%.

The reconciliation between income tax charged to income and that resulting from the application of the tax rate to the accounting profit before taxes is shown below:

| | 12.31.2019 | 12.31.2018 |
|-----------------------------------|------------------------|--------------------|
| Pre-tax profit | 4,342,689,062 | (1,621,491,249) |
| Current tax rate | 30% | 30% |
| Income/(loss) at the tax rate | (1,302,806,719) | 486,447,375 |
| Other permanent differences | (65,793,047) | (27,255,434) |
| Accounting inflation adjustment | 256,952,669 | 411,082,207 |
| Tax inflation adjustment | (2,372,156,281) | - |
| Change in the income tax rate (a) | 306,391,913 | (518,540,971) |
| Expiration of tax losses | (27,417,534) | (15,572,117) |
| Total income tax charge | (3,204,828,999) | 336,161,060 |

(a) Corresponds to the effect of the application of the changes in income tax rates on deferred tax assets and liabilities, in line with the tax reform detailed above, based on the expected year of realization. The impact of the change in the rate was recognized in income for the year, except in the case of the adjustment to deferred liabilities generated from application of the revaluation model for certain types of property, plant and equipment, as it is related to items previously recognized in other comprehensive income.

Accumulated tax loss carry-forwards recorded by the Company which are pending use at December 31, 2019:

| Year | \$ | Year of expiration |
|---|-----------------------|---------------------------|
| Tax loss for the year 2015 | 175,535,054 | 2020 |
| Tax loss for the year 2016 | 279,953,581 | 2021 |
| Tax loss for the year 2017 | 840,419,804 | 2022 |
| Tax loss for the year 2018 | 6,810,510,508 | 2023 |
| Tax loss for the year 2019 | 4,311,846,533 | 2024 |
| Total tax loss carry-forwards at December 31, 2019 | 12,418,265,480 | |

NOTE 22: PROVISIONS

| | For trade Sales | For contingencies |
|--------------------------------------|----------------------------|--------------------------|
| Balances at December 31, 2018 | 4,085,426 | 6,898,800 |
| Increase/(Decrease) | 81,567 | (5,829,605) |
| RECPAM (Purchasing Power Parity) | (1,511,229) | (1,069,195) |
| Balances at December 31, 2019 | 2,655,764 | - |

Provisions cover contingencies arising in the ordinary course of business and other sundry risks that could create obligations for the Company. In estimating the amounts and probabilities of occurrence, the opinion of the Company's legal advisors has been considered.

Generación Mediterránea S.A.
Notes to the financial statements (Cont'd)

NOTE 23: DEFINED BENEFIT PLAN - LABOR COMMITMENTS WITH PERSONNEL

A detailed description of the estimated cost and liability for benefits after retirement granted to Company's employees is included below. These benefits are:

- A bonus for all the employees retiring under the differential regime of Decree No. 937/74, when reaching 55 years of age and 30 years of service, consisting in 10 salaries, augmented by 2% per each year of service exceeding the first 5 years.
- A bonus for service length, consisting in paying one salary after 20 years of employment (17 years, for women) plus another one every 5 years up to 35 years' service (32 years, for women) and two more salaries upon reaching 40 years of service (37 years, for women).

The liabilities related to accumulated bonuses for service length and to the employee benefits plans mentioned above were determined considering all the rights accrued by the beneficiaries until closing date of the year ended December 31, 2019, based on an actuarial study performed by an independent professional at that date. The actuarial method applied by the Company is the Projected Benefit Unit method.

The amounts and conditions vary according to the collective bargaining agreement.

| | <u>12.31.2019</u> | <u>12.31.2018</u> |
|-----------------------------|--------------------------|--------------------------|
| Defined benefit plan | | |
| Non-current | 24,886,666 | 17,654,420 |
| Current | <u>2,878,301</u> | <u>2,927,284</u> |
| Total | <u><u>27,764,967</u></u> | <u><u>20,581,704</u></u> |

Changes in the Company's obligations for benefits at December 31, 2019 and 2018 are as follows:

| | <u>12.31.2019</u> | <u>12.31.2018</u> |
|---|--------------------------|--------------------------|
| Present value of the obligations for benefits | <u>27,764,967</u> | <u>20,581,704</u> |
| Obligations for benefits at year end | <u><u>27,764,967</u></u> | <u><u>20,581,704</u></u> |

The actuarial assumptions used were:

| | <u>12.31.2019</u> | <u>12.31.2018</u> |
|-------------------------|-------------------|-------------------|
| Interest rate | 5.5% | 5.5% |
| Rate of salary increase | 1% | 1% |
| Rate of inflation | 41.70% | 28% |

At December 31, 2019 and 2018, the Company does not have assets related to pension plans.

Generación Mediterránea S.A.
Notes to the financial statements (Cont'd)

NOTE 23: DEFINED BENEFIT PLANS - LABOR COMMITMENTS WITH STAFF (Cont'd)

The charge recognized in the comprehensive statement of income is as follows:

| | 12.31.2019 | 12.31.2018 |
|---|-------------------|-------------------|
| Cost of current services | 6,905,588 | 21,325,406 |
| Interest charges | 5,384,860 | 3,139,667 |
| Actuarial loss through Other comprehensive income | 4,028,480 | 1,736,451 |
| Total cost | 16,318,928 | 26,201,524 |

Changes in the obligation for defined benefit plans are as follows:

| | 12.31.2019 | 12.31.2018 |
|---|-------------------|-------------------|
| Balances at beginning of year | 20,581,704 | - |
| Cost of current services | 6,905,588 | 21,325,406 |
| Interest charges | 5,384,860 | 3,139,667 |
| Actuarial loss through Other comprehensive income | 4,028,480 | 1,736,451 |
| Payments of benefits | (430,110) | (98,950) |
| RECPAM (Purchasing Power Parity) | (8,705,555) | (5,520,870) |
| Balance at year end | 27,764,967 | 20,581,704 |

Estimates based on actuarial techniques involve the use of statistical tools, such as the demographic tables used in the actuarial valuation of the Group active personnel. To determine mortality for the Group active personnel, the mortality table "RP 2000" has been used. In general, a mortality table shows, for each age group, the probability that a person in that age group will die before reaching a predetermined age. Mortality tables are elaborated separately for men and women, given that both have substantially different mortality rates.

To estimate total and permanent disability due to any cause, the table "Pension Disability Table 1985" has been used.

To estimate the probability that the Group active personnel will leave the job or stay, the table "ESA 77" has been used.

The liabilities related to the above-mentioned benefits were determined considering all the rights accrued by the beneficiaries of the plans until closing date of the year ended December 31, 2019.

NOTE 24: SALES REVENUE

| | 12.31.2019 | 12.31.2018 |
|--|-----------------------|-----------------------|
| Sale of electricity Res. No. No. 95, as amended, plus spot | 509,337,100 | 898,687,407 |
| Energía Plus sales | 2,355,015,549 | 2,640,305,775 |
| Sale of electricity Res. No. 220 | 3,882,505,139 | 4,643,199,676 |
| Sale of electricity Res. No. 21 | 4,260,218,544 | 2,587,521,200 |
| | 11,007,076,332 | 10,769,714,058 |

Generación Mediterránea S.A.
Notes to the financial statements (Cont'd)

NOTE 25: COST OF SALES

| | 12.31.2019 | 12.31.2018 |
|---|-------------------------------|-------------------------------|
| Purchase of electric energy | (1,522,896,114) | (1,953,641,101) |
| Gas and diesel consumption at the plant | (110,171,311) | (566,456,157) |
| Fees and compensation for services | (8,989,078) | (11,452,567) |
| Salaries and social security contributions | (300,538,329) | (235,222,860) |
| Defined benefit plan | (6,905,588) | (21,325,406) |
| Other employee benefits | (19,668,644) | (19,448,506) |
| Taxes, rates and contributions | (30,978,147) | (27,683,025) |
| Maintenance services | (828,394,455) | (701,222,279) |
| Depreciation of property, plant and equipment | (1,495,002,005) | (1,386,468,763) |
| Per diem, travel and representation expenses | (626,018) | (1,800,218) |
| Insurance | (78,112,199) | (74,295,691) |
| Communication expenses | (17,448,561) | (16,348,198) |
| Sundry | (6,836,206) | (11,999,986) |
| | <u>(4,426,566,655)</u> | <u>(5,027,364,757)</u> |

NOTE 26: SELLING EXPENSES

| | 12.31.2019 | 12.31.2018 |
|--------------------------------|---------------------------|----------------------------|
| Taxes, rates and contributions | (2,437,436) | (7,268,778) |
| Turnover tax loss | - | (33,075,271) |
| Bad debts | (81,567) | 74,970 |
| | <u>(2,519,003)</u> | <u>(40,269,079)</u> |

NOTE 27: ADMINISTRATIVE EXPENSES

| | 12.31.2019 | 12.31.2018 |
|--|-----------------------------|-----------------------------|
| Fees and compensation for services | (207,182,909) | (213,073,382) |
| Directors' fees | - | (484,618) |
| Salaries and social security contributions | (61,075,919) | (39,827,707) |
| Other employee benefits | - | (696,850) |
| Taxes, rates and contributions | (839,799) | (3,899,813) |
| Per diem, travel and representation expenses | (12,905,013) | (7,155,385) |
| Insurance | - | (60,638) |
| Office expenses | (4,956,246) | (5,984,700) |
| Communication expenses | (369,176) | (1,038,318) |
| Rental | (7,685,178) | (9,329,261) |
| Donations | (737,014) | (14,966) |
| Sundry | (3,268,859) | (4,588,776) |
| | <u>(299,020,113)</u> | <u>(286,154,414)</u> |

NOTE 28: OTHER INCOME

| | 12.31.2019 | 12.31.2018 |
|--------------|-------------------------|-------------------------|
| Other income | 2,868,765 | 5,493,126 |
| | <u>2,868,765</u> | <u>5,493,126</u> |

Generación Mediterránea S.A.

Notes to the financial statements (Cont'd)

NOTE 29: Other operating expenses

| | 12.31.2019 | 12.31.2018 |
|----------------------------|-------------------|----------------------|
| Penalty imposed by CAMMESA | - | (435,807,681) |
| | - | (435,807,681) |

NOTE 30: FINANCIAL RESULTS

| | 12.31.2019 | 12.31.2018 |
|--|------------------------|------------------------|
| <u>Financial income</u> | | |
| Commercial interest | 135,751,258 | 92,779,426 |
| Interest on loans granted | 765,577,766 | 245,042,767 |
| Total financial income | 901,329,024 | 337,822,193 |
| <u>Financial expenses</u> | | |
| Loan interest | (2,298,898,868) | (2,409,333,090) |
| Commercial and other interest | (435,842,707) | (57,023,647) |
| Bank expenses and commissions | (3,586,914) | (20,806,848) |
| Total financial expenses | (2,738,328,489) | (2,487,163,585) |
| <u>Other financial results</u> | | |
| Exchange differences, net | (10,546,165,382) | (17,133,184,827) |
| Changes in the fair value of financial instruments | (139,427,825) | 1,080,586,676 |
| RECPAM (Purchasing Power Parity) | 10,788,792,488 | 8,631,428,418 |
| Recovery impairment of property, plant and equipment | - | 3,299,973,436 |
| Other financial results | (205,350,080) | (336,564,813) |
| Total other financial results | (102,150,799) | (4,457,761,110) |
| Total financial results, net | (1,939,150,264) | (6,607,102,502) |

NOTE 31: EARNINGS PER SHARE

Basic

The basic earnings per share are calculated by dividing the income attributable to the holders of the Company's equity instruments by the weighted average number of ordinary shares outstanding during the fiscal year.

| | 12.31.2019 | 12.31.2018 |
|---|-------------------|-------------------|
| Income /(loss) for the year | 1,137,860,063 | (1,285,330,189) |
| Weighted average of outstanding ordinary shares | 138,172,150 | 138,172,150 |
| Basic earnings (losses) per share | 8.24 | (9.30) |

There are no differences in the calculation of the basic earnings per share and the diluted earnings per share, as there are no preferred shares or negotiable obligations convertible into ordinary shares.

Generación Mediterránea S.A.

Notes to the financial statements (Cont'd)

NOTE 32: TRANSACTIONS AND BALANCES BETWEEN RELATED PARTIES

| | Profit / (loss) | |
|---|------------------------|------------------------|
| | \$ | |
| <i>a) Sales of energy</i> | 12.31.2019 | 12.31.2018 |
| Other related parties: | | |
| Solalban Energía S.A. | 519,248 | 11,629,240 |
| RGA | 102,218,255 | 131,519,789 |
| | 102,737,503 | 143,149,029 |
| <i>b) Purchase of gas and energy</i> | | |
| Other related parties: | | |
| Solalban Energía S.A. | (42,438,340) | (531,666) |
| RGA (*) | (1,760,622,618) | (4,576,051,015) |
| | (1,803,060,958) | (4,576,582,681) |
| <i>c) Administrative services and management</i> | | |
| Other related parties: | | |
| RGA | (382,830,167) | (341,393,488) |
| | (382,830,167) | (341,393,488) |
| <i>d) Rental</i> | | |
| Other related parties: | | |
| RGA | (7,721,582) | (9,306,506) |
| | (7,721,582) | (9,306,506) |
| <i>e) Other purchases and services received</i> | | |
| Other related parties: | | |
| AESA – purchase of spare parts | (1,470,568) | - |
| BDD – Purchase of wines | (509,958) | (2,965,606) |
| AJSA - Flights made | (89,569,296) | (85.860.943) |
| GECE - Acquisition of property, plant and equipment | (39,829,169) | - |
| ASA – guarantee | (4,793,329) | (7,354,933) |
| | (136,172,320) | (96,181,482) |
| <i>f) Recovery of expenses</i> | | |
| Other related parties: | | |
| RGA | 2,330,880 | (3,758,575) |
| GROSA | 12,038,426 | 14,505,610 |
| CTR | 83,266,114 | 47,772,427 |
| GECE | - | 29,116,377 |
| AESA | 40,035,256 | 16,599,034 |
| AJSA | - | 1,228 |
| | 137,670,676 | 104,236,101 |

(*) Correspond to gas purchases, which are partly assigned to CAMMESA within the framework of the Natural Gas Dispatch Procedure for power generation.

Generación Mediterránea S.A.

Notes to the financial statements (Cont'd)

NOTE 32: TRANSACTIONS AND BALANCES BETWEEN RELATED PARTIES (Cont'd)

| | Gain / (loss) | |
|--|----------------------|----------------------|
| | \$ | |
| | 12.31.2019 | 12.31.2018 |
| <i>g) Interest generated due to loans obtained</i> | | |
| <u>Other related parties:</u> | | |
| CTR | (74,146,027) | - |
| | (74,146,027) | - |
| <i>h) Interest generated due to loans granted</i> | | |
| <u>Other related parties:</u> | | |
| CTR | 51,421,722 | 34,270,976 |
| GROSA | 888,221 | 22,339,388 |
| Directors/Shareholders | 5,177,231 | 5,103,496 |
| ASA | 708,090,592 | 183,328,908 |
| | 765,577,766 | 245,042,768 |
| <i>i) Gas pipeline works</i> | | |
| <u>Other related parties:</u> | | |
| RGA | (1,796,239) | (119,076,576) |
| | (1,796,239) | (119,076,576) |
| <i>j) Construction work management service</i> | | |
| <u>Other related parties:</u> | | |
| RGA | (173,732,513) | (159,239,008) |
| | (173,732,513) | (159,239,008) |

k) Remuneration of key managerial staff

The senior management includes directors (executive and non-executive). Managerial staff's fees at December 31, 2019 and 2018 amounted to \$ 57,414,263 and \$ 40,529,902, respectively.

| | 12.31.2019 | 12.31.2018 |
|----------|---------------------|---------------------|
| Salaries | (57,414,263) | (40,529,902) |
| | (57,414,263) | (40,529,902) |

Generación Mediterránea S.A.
Notes to the financial statements (Cont'd)

NOTE 32: TRANSACTIONS AND BALANCES BETWEEN RELATED PARTIES (Cont'd)

l) Balances at the date of the statements of financial position

| | 12.31.2019 | 12.31.2018 |
|---|----------------------|----------------------|
| <u>Other current receivables with other related parties</u> | | |
| AESA | 10,279,486 | 16,949,788 |
| ASA | - | 1,231,289,781 |
| CTR | 8,764,917 | 431,623,577 |
| GROSA | 29,624,695 | 36,484,660 |
| Directors/Shareholders | 29,649,114 | 23,314,671 |
| | 78,318,212 | 1,739,662,477 |
| <u>Other non-current receivables with other parties related parties</u> | | |
| ASA | 2,720,720,018 | - |
| | 2,720,720,018 | - |
| <u>Current trade payables with other related parties</u> | | |
| RGA | 1,317,449,994 | 724,497,797 |
| AJSA | 165,478 | 7,364,662 |
| Solalban Energía S.A. | - | 476,014 |
| | 1,317,615,472 | 732,338,473 |
| <u>Other current debts with other related parties</u> | | |
| BDD | 368,816 | 1,457,894 |
| | 368,816 | 1,457,894 |
| <u>Current loans with other parties related parties</u> | | |
| CTR | 309,174,881 | - |
| | 309,174,881 | - |

Generación Mediterránea S.A.

Notes to the financial statements (Cont'd)

NOTE 32: TRANSACTIONS AND BALANCES BETWEEN RELATED PARTIES (Cont'd)

l) Balances at the date of the statements of financial position (Cont'd)

| | 12.31.2019 | 12.31.2018 |
|----------------------------------|-----------------------------|-----------------------------|
| Loans to ASA | | |
| Balances at beginning of year | 1,231,289,781 | 183,658,653 |
| Loans granted | 2,398,349,771 | 1,076,962,310 |
| Loans repaid | (753,606,383) | (41,604,242) |
| Accrued interest | 708,090,592 | 183,328,908 |
| RECPAM (Purchasing Power Parity) | (863,403,743) | (171,055,848) |
| Balance at year end | <u>2,720,720,018</u> | <u>1,231,289,781</u> |

The loans are governed by the following terms and conditions:

| Entity | Amount | Interest rate | Conditions |
|-----------------------|-----------------------------|---------------|--|
| At 12.31.2019 | | | |
| ASA | 1,990,115,579 | 45% | Maturity date: 1 year, renewable automatically for up to 5 years |
| Total in pesos | <u>1,990,115,579</u> | | |

| | 12.31.2019 | 12.31.2018 |
|--|--------------------------|--------------------------|
| Loans to Directors/Shareholders | | |
| Opening balances | 23,314,671 | 30,987,690 |
| Loans granted | 16,185,750 | 27,238,180 |
| Loans repaid | (6,512,676) | (30,758,249) |
| Accrued interest | 9,497,568 | 5,103,496 |
| Interest forgiven | (4,320,337) | - |
| RECPAM (Purchasing Power Parity) | (8,515,862) | (9,256,446) |
| Balance at year end | <u>29,649,114</u> | <u>23,314,671</u> |

The loans are governed by the following terms and conditions:

| Entity | Amount | Interest rate | Conditions |
|------------------------|--------------------------|---------------|-----------------------|
| At 12.31.2019 | | | |
| Directors/Shareholders | 21,754,936 | BADLAR + 3% | Maturity date: 1 year |
| Total in pesos | <u>21,754,936</u> | | |

Generación Mediterránea S.A.
Notes to the financial statements (Cont'd)

NOTE 32: TRANSACTIONS AND BALANCES BETWEEN RELATED PARTIES (Cont'd)

l) Balances at the date of the statements of financial position (Cont'd)

| | 12.31.2019 | 12.31.2018 |
|----------------------------------|-------------------|-------------------|
| Loans to GROSA | | |
| Balances at beginning of year | 36,484,660 | 90,791,173 |
| Loans granted | 149,924,269 | 25,585,284 |
| Loans collected | (159,980,753) | (68,941,154) |
| Accrued interest | 888,221 | 22,339,388 |
| VAT | - | 6,799,884 |
| Interest collected | - | (1,829,923) |
| RECPAM (Purchasing Power Parity) | (16,376,871) | (38,259,992) |
| Balance at year end | 10,939,526 | 36,484,660 |

The loans are governed by the following terms and conditions:

| Entity | Amount | Interest rate | Conditions |
|-----------------------|-------------------|---------------|-----------------------|
| At 12.31.2019 | | | |
| GROSA | 10,294,335 | 35% | Maturity date: 1 year |
| Total in pesos | 10,294,335 | | |

| | 12.31.2019 | 12.31.2018 |
|----------------------------------|----------------------|--------------------|
| Loans to CTR | | |
| Balances at beginning of year | 431,583,106 | - |
| Loans granted | 11,960,529 | 450,052,694 |
| Loans collected | (347,095,881) | - |
| Loans received | (1,025,506,139) | - |
| Loans paid | 686,318,906 | - |
| Accrued interest | (22,724,305) | 34,270,976 |
| Interest collected | (62,778,250) | - |
| RECPAM (Purchasing Power Parity) | 19,067,153 | (52,740,564) |
| Balance at year end | (309,174,881) | 431,583,106 |

The loans are governed by the following terms and conditions:

| Entity | Amount | Interest rate | Conditions |
|-----------------------|----------------------|---------------|-----------------------|
| At 12.31.2019 | | | |
| CTR | (235,900,900) | 35% | Maturity date: 1 year |
| Total in pesos | (235,900,900) | | |

Generación Mediterránea S.A.

Notes to the financial statements (Cont'd)

NOTE 32: TRANSACTIONS AND BALANCES BETWEEN RELATED PARTIES (Cont'd)

l) Balances at the date of the statements of financial position (Cont'd)

Receivables from related parties arise mainly from transactions of services provided and fall due in the month following the transaction date. No provisions have been recorded for these receivables from related parties in any of the periods covered by these financial statements. Trade payables with related parties arise mainly from gas purchase transactions and fall due in the month following the transaction date. Transactions with related parties in conditions similar to those carried out with independent parties.

NOTE 33: WORKING CAPITAL

The Company reports at December 31, 2019 a deficit of \$ 2,635,959,206 in its working capital (calculated as current assets less current liabilities), which means an increase of \$ 678,098,514, compared to the deficit in working capital at December 31, 2018 (\$ 1,957,860,692). The variation is mainly due to the application of funds due to the progress of investment projects developed by the Company.

With the aim of reversing the current deficit in its working capital, GMSA and its shareholders are expecting to execute a plan for refinancing liabilities in the short term.

NOTE 34: RESTRICTED ASSETS AND OTHER COMMITMENTS

Other commitments

Some of the contractual obligations relating to the supply of electric energy to large customers of the MAT at December 31, 2019 and periods in which those obligations must be fulfilled are detailed below. These commitments are originated in supply contracts (energy and power) entered into between the Company and large users on the Forward Market in accordance with regulations set forth by the Energy Secretariat under Resolution 1281/06 (Energía Plus). They are contracts denominated in United States dollars, entered into with private customers.

| | <u>Total</u> | <u>Up to 1 year</u> | <u>From 1 to 3 years</u> |
|---------------------------------------|---------------|---------------------|--------------------------|
| <i>Sale commitments⁽¹⁾</i> | | | |
| Electric energy and power - Plus | 1,222,475,078 | 942,227,786 | 280,247,292 |

- (1) Commitments are denominated in pesos and have been valued considering estimated market prices, based on the particular conditions of each contract. They reflect the valuation of the contracts with private customers in force at December 31, 2019, under ES Resolution No. 1281/06.

Other contractual obligations arise from Negotiable Obligations Class III which are: (i) guaranteed by Albanesi S.A.; and (ii) secured by pledges on operating turbines, a mortgage on CTI, a reserve account funded by two periods' interest and the assignment of collection rights over contracts with CAMMESA under ES Resolution No. 220/07 and ES Resolution No. 21/17.

Generación Mediterránea S.A.
Notes to the financial statements (Cont'd)

NOTE 35: STORAGE OF DOCUMENTATION

On August 14, 2014, the CNV adopted General Resolution No. 629 introducing amendments to its regulations on storage and preservation of corporate books, accounting records and business documents. It is informed that the Company has sent for storage its work papers and non-sensitive information for the not yet statute-barred fiscal years to the following supplier:

Entity responsible for warehousing of information - Domicile
Iron Mountain Argentina S.A. – Av. Amancio Alcorta 2482, City of Buenos Aires
Iron Mountain Argentina S.A. - San Miguel de Tucumán 601, Spegazzini, Ezeiza.

A detail of the documentation sent for preservation is available at the registered office of that entity, as well as the documentation referred to by article 5, clause a.3), Section I of Chapter V of Title II of the REGULATIONS (N.T. 2013 as amended).

NOTE 36: SEGMENT REPORTING

The information on exploitation segments is presented in accordance with the interim information furnished to the chief operating decision maker (CODM). The Board of Directors of the Company has been identified as the highest authority in decision-making, responsible for allocating resources and assessing the performance of the operating segments.

The Management has determined the operating segment based on reports reviewed by the Board of Directors and used for strategic decision making.

The Board of Directors considers the business as having a single segment, the generation and sale of electricity.

The information used by the Board of Directors for decision-making is based primarily on operating indicators of the business. Considering that the adjustments between the prior accounting standards and IFRS refer to non-operating items, such information is not substantially affected by the application of the new standards.

NOTE 37: EXECUTION OF CONTRACTS TO PURCHASE MACHINERY

BLC Asset Solutions B.V.

On February 21, 2018, GMSA signed an agreement with BLC Asset Solutions B.V. (BLC) for the purchase of equipment to be installed at the electric power generation plants located in Río Cuarto, Province of Córdoba, and in Ezeiza, Province of Buenos Aires, for expansion through cycle closures at the two power plants. The purchase agreement sets forth financing by BLC for USD 61.200.000, according to the irrevocable commitment signed on July 22, 2019. At the date of signing these Financial Statements, machinery amounting to USD 29.5 million was received.

Generación Mediterránea S.A.

Notes to the financial statements (Cont'd)

NOTE 37: EXECUTION OF CONTRACTS TO PURCHASE MACHINERY (Cont'd)

BLC Asset Solutions B.V. (Cont'd)

BLC Asset Solutions BV (BLC) expresses its will to amend the documents so as to reschedule the payments related to the Contracts for the Purchase of Equipment. Under such commitment, an additional year was added for the payment of the mentioned equipment, with the expiration date being March 2023, which significantly reduces the payments for 2020.

Siemens Industrial Turbomachinery AB

On June 14, 2016 a Deferred Payment Agreement was entered into with Siemens Industrial Turbomachinery AB, by means of which, upon compliance of the preceding conditions set forth in the agreement, the Company obtained commercial financing for 50% of the amount of the contract signed for the CTMM plant enlargement, equivalent to SEK 177,000,000.

The commercial financing granted will be repaid in installments, with the first installment being payable in August 2017. Payments shall be made in SEK.

On September 13, 2016, four Deferred Payment Agreements were executed with Siemens Industrial Turbomachinery AB for the turbines to be installed in CTE and CTI whereby, once fulfilled the preceding conditions fixed in the agreements, the Company will be granted a commercial financing of 50% of the amount of the agreement signed for the enlargement of CTI and the work of Ezeiza, equivalent to SEK 438,960,000.

The commercial financing granted will be repaid in installments, with the first installment of two of the agreements mentioned being payable in September 2017 and the last in March 2020. Payments shall be made in SEK.

Future contractual obligations related to the contract with Siemens Industrial Turbomachinery AB are shown below by calendar year:

- (1) The commitment is stated in US dollars, on the basis of the time of payment according to the particular conditions of the contract.

| <i>Commitments (1)</i> | | SEK Total financing | Total | 2020 |
|---|-----|------------------------|-----------|-----------|
| | | | USD | |
| Siemens Industrial Turbomachinery AB for the purchase of two turbines Siemens SGT 800 | CTE | 177,000,000 | 5,582,598 | 5,582,598 |

In July 2019, the last installment of the deferred payment agreement signed for CTMM was paid. Additionally, with the proceeds from the issuance of Negotiable Obligations that took place on August 5, 2019, the deferred payment agreements signed for CTI and CTE, Stage II, were prepaid for a total of SEK 142,370,364. The payment of such agreements implies the release of the guarantees associated with those agreements.

Generación Mediterránea S.A.
Notes to the financial statements (Cont'd)

NOTE 37: EXECUTION OF CONTRACTS TO PURCHASE MACHINERY (Cont'd)

Pratt & Whitney Power System Inc

Generación Frías S.A. signed an agreement with Pratt & Whitney Power System Inc. for the purchase of the FT4000™ SwiftPac® 60 turbine, including whatever is necessary for its installation and start-up. The purchase agreement sets out 4-year financing for USD 12 million by PWPS, upon provisional acceptance by Generación Frías S.A. This amount is disclosed under current trade payables for the equivalent to \$ 718,680,000.

Financing will accrue annual interest at a rate of 7.67% and will be calculated on a monthly basis of 30 days/360 days annual, with interest capitalized on a quarterly basis.

NOTE 38: ALL-RISK INSURANCE COVERAGE

All-risk insurance policy with coverage for loss of profit

The Company has taken out all-risk insurance coverage for all the risks of loss or physical damage, whether it is accidental or unforeseeable, including machinery failures and loss of profit as a result, up to 12 months, directly and totally attributable to any cause. The aim of this policy is to cover the losses caused by the interruption of the activities as a result of the accident, both as regards the profit that is no longer obtained and the expenses the Company continues to bear despite its inactivity, such that the insured may be in the same financial situation as if the accident had not occurred.

This insurance covers all physical assets of any type and description, not expressly excluded from the text of the policy, belonging to the insured or in his/her care, custody or control, for which the insured has assumed a responsibility for insuring against any damage, or for which the insured may acquire an insurable interest.

On April 15, 2019, the all-risk insurance policy of all generators of Albanesi Group was renewed for a further 18 months, with a reduction of 5% in the annual premium rate for no loss ratio upon renewal.

Contractors' all-risk and assembly insurance

Works for installation or enlargement of the capacity developed by the Company are insured by a Contractors' all-risk and assembly insurance, which covers all accidental or unforeseeable damages occurred during the execution of a civil work, including damages caused by acts of God, provided that they are not expressly excluded from the policy.

Generación Mediterránea S.A.
Notes to the financial statements (Cont'd)

NOTE 38: ALL-RISK INSURANCE COVERAGE (Cont'd)

Contractors' all-risk and assembly insurance (Cont'd)

The policy includes delay in start-up (DSU) or advance loss of profit (ALOP) insurance of up to 12 months, providing coverage for the expected commercial profit margin for sales of energy and power, discounting the variable costs during the period of repair or replacement of the damaged equipment.

Once all pieces of equipment are in operation, the new assets will be covered by the All-risk insurance that Albanesi Group has taken out, and which covers all power plants in operation.

NOTE 39: SUPPLY CONTRACT WITH CAMMESA: AGREED UPON DATE OF AUTHORIZATION FOR THE COMMERCIAL OPERATION OF THE POWER PLANTS

On June 30, 2016, GMSA –as seller– and CAMMESA –as buyer–, on behalf of the WEM, entered into the Supply Contracts for the available power and energy supplied by CTE and CTI. July 1, 2017 was the Agreed upon Date set for the commercial operation of the two power plants.

The commercial operation for CTE and CTI were granted on September 29 and August 10, 2017, respectively.

On June 28, 2017 GMSA made a filing before CAMMESA and the ES, to inform them that CTE and CTI had suffered certain facts that could be considered as a force majeure event or an act of God, which in turn adversely affected the possibility of obtaining the authorization for commercial operation by the Agreed upon Date set on the Supply Contract. In this regard, GMSA explained, argued, and produced the pertinent evidence supporting the existence of certain factors, not attributable to the Company, which implied that the commercial operation was not obtained at the Agreed upon Date set on the Supply Contract.

Under Resolution 264/2018 dated June 6, 2018, the Energy Ministry established that the penalties shall be discounted from the sum receivable by the penalized Generating Agent in 12 equal and consecutive monthly installments, and that the Generating Agent may opt to discount the penalty amount in up to 48 equal and consecutive installments, applying to the balance an effective annual rate of 1.7% in United States dollars, and the number of installments shall not exceed the contract term.

Without prejudice to the above, CAMMESA has rejected GMSA's arguments and has set the penalties in the amounts of USD 12,580,090 for CTE and USD 3,950,212 for CTI.

The balance of these penalties at December 31, 2019, net of the present value, equivalent to \$ 577,390,459, is disclosed under trade payables.

In this respect, July 11, 2018 CAMMESA notified through Note B.127925-7 the penalty amount mentioned above and urged GMSA to inform if it would make use of the option set out by Resolution 264/2018.

Generación Mediterránea S.A.
Notes to the financial statements (Cont'd)

NOTE 39: SUPPLY CONTRACT WITH CAMMESA: AGREED UPON DATE OF AUTHORIZATION FOR THE COMMERCIAL OPERATION OF THE POWER PLANTS (Cont'd)

In view of the foregoing, on July 10 and July 23, 2018 GMSA made the pertinent presentations to CAMMESA making use of the option to discount the penalty amount in up to 48 monthly and consecutive installments, applying to the balance the effective annual rate of 1.7% in United States dollars; the number of installments should not exceed the contract term and the first installment payable shall be discounted as from the July 2018 transaction, maturing in September 2018.

The results of this transaction, as disclosed under Other expenses, in the Statement of Comprehensive Income, are exceptional, unique and do not relate to the Company's main line of business, therefore they are not considered to be within EBITDA.

NOTE 40: COMMITMENTS UNDER FINANCIAL TRANSACTIONS WITH RELATED PARTIES

On March 7, 2019, GECEN reached an agreement with creditors for the repayment of its debt for USD 12,800,000, which was signed jointly by ASA and GMSA, as co-debtors. This debt will accrue interest on a quarterly basis at an annual rate of 13.09%, and will mature on March 20, 2023.

The balance at December 31, 2019 is USD 9,050,000.

A new supplementary agreement has been executed on October 23, 2019 for the remaining balance of USD 15,798,563, with the following payment schedule: USD 15,798,563 accrue an annual interest rate of 13.09%. Interest accrued from March 8, 2019 to September 20, 2020 will be capitalized in December 2020. Principal will be repaid in nine quarterly installments starting in March 2021. This agreement was executed by GECEN and secured by ASA and GMSA.

NOTE 41: AGREEMENT FOR THE REGULARIZATION AND SETTLEMENT OF RECEIVABLES WITH THE WEM

As instructed by the Government Secretariat of Energy to CAMMESA, through Note NO-2019-66843995 APN-SGE#MHA, the Company and CAMMESA entered into an Agreement for the Regularization and Settlement of Receivables with the WEM ("the Agreement"), whereby CAMMESA settled the Sale Settlements With Maturity Dates to be Determined (Liquidaciones de Venta con Fecha de Vencimiento a Definir - LVFVD) pending payment, after discounting the debts incurred with the WEM under financing agreements, mutual commitment and assignment of credits agreements executed by the generators, and applying a 18 % discount to the remaining balance.

In this regard, the parties agreed on a net amount for all items corresponding to the pending LVFVD, considering the restatement of interest at September 30, 2019 as well as the discount mentioned above, which amounts to \$ 150,682,077, before applying withholdings, if any. Lastly, on October 4, 2019, offsetting was performed and the LVFVD's outstanding balance was collected.

Generación Mediterránea S.A.
Notes to the financial statements (Cont'd)

NOTE 41: AGREEMENT FOR THE REGULARIZATION AND SETTLEMENT OF RECEIVABLES WITH THE WEM (Cont'd)

In compliance with the commitments undertaken, the Company abandoned all claims filed and irrevocably waived to file any (administrative or legal) claims against the national government, SGE and/or CAMESSA in connection with the pending LVFVD.

NOTE 42: ECONOMIC CONTEXT IN WHICH THE COMPANY OPERATES

The Company has been operating in a complex economic environment whose main variables have recently been affected by a strong volatility, both nationally and internationally.

The following circumstances occurred locally in 2019:

- In the first half of the year, a 2.5% drop in the GDP was recorded in year-on-year terms.
- Cumulative inflation between January 1, 2019 and December 31, 2019 was 53.8% (General Consumer Price Index).
- The significant peso devaluation since August has led to an unexpected withdrawal of deposits in dollars from the financial system, thereby eroding the Central Bank reserves, and to an increase in the reference interest rate, which during the year reached over 80%. At year end, the reference interest rate was close to 60%.

On December 10, 2019, a new national government administration took office. In view of these circumstances, the government decided to implement certain measures, which are summarized below:

- Set up of a regularization system for tax, social security and customs debts for micro, small and medium-sized enterprises.
- Suspension of the employers' contributions rate unification schedule.
- Power to the National Executive Branch to determine mandatory minimum salary increases to workers in the private sector (with temporary exemption of the employer's and employees' contributions to the Argentine Integrated Social Security System of the salary increases resulting from this power or collective bargaining).
- Suspension, for the financial years starting on or after January 1, 2021, inclusive, of the tax rate reduction stated by Law No. 27430, keeping the 30% rate and the 7% rate for the dividends for those years.
- Regarding the tax inflation adjustment, it was decided that the amount determined for the first and second year starting on or after January 1, 2019 has to be allocated as follows: 1/6 during those fiscal years and the remaining 5/6 in equal parts in the immediate next five fiscal years. Likewise, such provision does not prevent the calculation of the remaining thirds corresponding to previous years, calculated pursuant to the previous version of Section 194 of the Income Tax Law.
- Decree on the increase in the withholding tax on exports (except for hydrocarbons and mining) and in the Tax on Personal Assets.
- The Value Added Tax on basic food basket products was re-established and the variability of pension benefits was suspended.

Generación Mediterránea S.A.

Notes to the financial statements (Cont'd)

NOTE 42: ECONOMIC CONTEXT IN WHICH THE COMPANY OPERATES (Cont'd)

Additionally, the national government is preparing a Bill to be sent to the National Congress with a proposal for the renegotiation of the external debt with international creditors.

This context of volatility and uncertainty still persists at the date of issuance of these Financial Statements at December 31, 2019.

The Company's management closely monitors the changes in variables affecting business to define the courses of action to be taken as well as identify likely impacts on its financial and equity position. The Company's Financial Statements ended December 31, 2019 must be read in light of these circumstances.

NOTE 43 SUBSEQUENT EVENTS

Resolution ES No. 31/2020

SRRyME Resolution 1/2020 was published on February 27, 2020, replacing ES Resolution No. 31/2019.

Firstly, the Guaranteed Availability for Power is maintained of thermal generators and adds that the operation of the generating park will be evaluated during 50 hours each month in which the maximum thermal requirement is recorded, that is, in the 50 hours in which the highest dispatch of thermal generation is recorded in the month.

Secondly, it maintains the same remuneration items until now in effect: available power (actual power availability and DIGO) and energy (energy generated, operated energy and energy generated in the maximum thermal requirement hours).

The following table shows the Base Price for the Power, according to the technology and scale (PrecBasePot):

1. Power prices:

a. Base Power (for those generators not guaranteeing any availability)

| Technology/Scale | PrecBasePot [\$/MW-month] |
|-------------------------------------|--------------------------------------|
| CC large P > 150 MW | 100,650 |
| CC small P ≤ 150 MW | 112,200 |
| TV large P > 100 MW | 143,500 |
| TV small P ≤ 100 MW | 171,600 |
| TG large P > 50 MW | 117,150 |
| TG small P ≤ 50 MW | 151,800 |
| Internal combustion engines > 42 MW | 171,600 |
| CC small P ≤ 15 MW | 204,000 |
| TV small P ≤ 15 MW | 312,000 |
| TG small P ≤ 15 MW | 276,000 |
| Internal combustion engines ≤ 42 MW | 312,000 |

Generación Mediterránea S.A.

Notes to the financial statements (Cont'd)

NOTE 42 SUBSEQUENT EVENTS (Cont'd)

ES Resolution No. 31/2020 (Cont'd)

b. DIGO Guaranteed Power

| Period | PrecPotDIGO [\$/MW-month] |
|--|--------------------------------------|
| Summer: December - January - February | 360,000 |
| Winter: June - July - August | 360,000 |
| Rest of the year: March - April - May - September - October - November | 270,000 |

Further, they add a DIGO power remuneration for Internal Combustion Engines < 42 MW.

All thermal units will be remunerated in accordance with their average monthly availability when not under maintenance. The DIGO unavailability will be recorded for any own flaw or due to the failure to consume fuel allocated in the economic dispatch.

In addition, power remuneration will be affected by the use factor. If the use factor of the generation unit is lower than 30%, the remuneration of the Base Power or DIGO will be affected by 60%.

Finally, generators will receive a monthly remuneration for the average power effectively delivered in the Maximum Thermal Requirement hours at the price of the Power in Hours of Maximum Thermal Requirement: 37,500 \$/MW (590 US\$/MW).

2. Energy prices

a. Operation and maintenance

| Technology/Scale | Natural gas \$/MWh | Fuel Oil/ Gas Oil \$/MWh |
|-----------------------------|-------------------------------|---|
| CC large P > 150 MW | 240 | 420 |
| CC small P ≤ 150 MW | 240 | 420 |
| TV large P > 100 MW | 240 | 420 |
| TV small P ≤ 100 MW | 240 | 420 |
| TG large P > 50 MW | 240 | 420 |
| TG small P ≤ 50 MW | 240 | 420 |
| Internal combustion engines | 240 | 420 |

Generación Mediterránea S.A.
Notes to the financial statements (Cont'd)

NOTE 42 SUBSEQUENT EVENTS (Cont'd)

ES Resolution No. 31/2020 (Cont'd)

- b. It will receive \$ 84/Mwh for Operated Energy.

Resolution applied as from the transaction in February 2020. All values stated in Argentine Pesos in this Resolution are updated every month 60% CPI / 40% WPI, taking the March transaction as basis.

Proposal for the purchase of Gas from RGA to Cargill S.A.C.I.

On February 13, 2020, RGA, as a company engaged in the sale of gas, sent a proposal for the advance payment of the price to Cargill S.A.C.I., so that it pays in advance the purchase of gas performed, which was accepted on the same date. The payment proposal amounts to USD 7,000,000, falling due on April 30, 2021.

The advanced proposal is secured by a surety bond granted by GMSA that will be governed by the laws of Argentina. Any dispute in relation to this Surety Bond, interpretation and compliance will be submitted to the jurisdiction and venue of the Commercial Courts of the City of Buenos Aires, waiving any other venue or jurisdiction that may correspond.

Resignation of full Director and Appointment of new Directors and Composition of the GMSA Board of Directors.

On December 27, 2019, the Company was informed of the resignation of Engineer Roberto José Volonté as full director in the Company, which was accepted by the Board of Directors Minutes dated February 19, 2020, whereby an Ordinary Shareholders' Meeting was called for March 6, 2020 to address this resignation and consider the appointment of new Board Members.

In the Shareholders' Meeting dated March 6, 2020, the number of Full Directors was set at 9 (nine) and 5 (five) Alternate Directors. In this line, Mr. Ricardo Martín López was appointed as Full Director and as Alternate Directors Messrs. Darío Sebastián Silberstein and Osvaldo Enrique Alberto Cado, who join the current Board. Thus, the Composition of the Board of Directors in office until the Shareholders' Meeting addressing the Financial Statements at December 31, 2020 will be formed as follows: President: Armando Losón (Jr.), Vice President 1: Guillermo Gonzalo Brun, Vice President 2: Julian Pablo Sarti; Full Directors: Carlos Alfredo Bauzas, Oscar Camilo De Luise, Sebastian Andres Sanchez Ramos, Jorge Hilario Schneider, Juan Carlos Collin, and Ricardo Martín López; Alternate Directors: Jose Leonel Sarti, Juan Gregorio Daly, Romina Solange Kelleyian, Darío Sebastián Silberstein and Osvaldo Enrique Alberto Cado.

NOTE 43: FINANCIAL STATEMENTS TRANSLATION INTO ENGLISH LANGUAGE

These financial statements are the English translation of those originally prepared by the Company in Spanish and presented in accordance with accounting principles generally accepted in Argentina. The effects of the differences between the accounting principles generally accepted in Argentina and the accounting principles generally accepted in the countries in which the financial statements are to be used have not been quantified. Accordingly, the accompanying financial statements are not intended to present the financial position, statements of comprehensive income, changes in equity or cash flows in accordance with accounting principles generally accepted in the countries of users of the financial statements, other than Argentina.

Free translation from the original prepared in Spanish for publication in Argentina

Summary of activity at December 31, 2019 and 2018

1. Brief description of the activities of the issuing company, including references to relevant situations subsequent to year end.

Pursuant to the provisions of General Resolution No. 368/01, as amended, of the National Securities Commission (CNV), presented below is an analysis of the results of operations of GMSA and its equity and financial position, which should be read in conjunction with the accompanying financial statements.

| Fiscal year ended December 31: | | | | |
|--|--------------|--------------|------------|-------------|
| | 2019 | 2018 | Variation | Variation % |
| Sales by type of market | GW | | | |
| Sale of electricity Res. No. 220 | 335 | 537 | (202) | (38%) |
| Energía Plus sales | 566 | 673 | (107) | (16%) |
| Sale of electricity Res. No. No. 95, as amended, plus spot | 220 | 162 | 58 | 36% |
| Sale of electricity Res. No. 21 | 580 | 193 | 387 | 201% |
| | 1,701 | 1,565 | 136 | 9% |

The sales for each market (in millions of pesos) are shown below:

| Fiscal year ended December 31: | | | | |
|--|------------------------|-----------------|--------------|-------------|
| | 2019 | 2018 | Variation | Variation % |
| Sales by type of market | (in millions of pesos) | | | |
| Sale of electricity Res. No. 220 | 3,882.5 | 4,643.2 | (760.7) | (16%) |
| Energía Plus sales | 2,355.0 | 2,640.3 | (285.3) | (11%) |
| Sale of electricity Res. No. No. 95, as amended, plus spot | 509.4 | 898.7 | (389.3) | (43%) |
| Sale of electricity Res. No. 21 | 4,260.2 | 2,587.5 | 1,672.7 | 65% |
| | 11,007.1 | 10,769.7 | 237.4 | 2% |

Results for the fiscal years ended December 31, 2019 and 2018 (in millions of pesos):

Free translation from the original prepared in Spanish for publication in Argentina

Summary of activity at December 31, 2019 and 2018

Fiscal year ended December 31:

| | 2019 | 2018 | Variation | Variation % |
|---|------------------|------------------|----------------|---------------|
| Sales of energy | 11,007.1 | 10,769.7 | 237.4 | 2% |
| Net sales | 11,007.1 | 10,769.7 | 237.4 | 2% |
| Purchase of electric energy | (1,522.9) | (1,953.6) | 430.7 | (22%) |
| Gas and diesel consumption by the plant | (110.2) | (566.5) | 456.3 | (81%) |
| Salaries, social security charges and fringe benefits | (320.2) | (254.7) | (65.5) | 26% |
| Defined benefit plan | (6.9) | (21.3) | 14.4 | (68%) |
| Maintenance services | (828.4) | (701.2) | (127.2) | 18% |
| Depreciation of property, plant and equipment | (1,495.0) | (1,386.5) | (108.5) | 8% |
| Insurance | (78.1) | (74.3) | (3.8) | 5% |
| Taxes, rates and contributions | (31.0) | (27.7) | (3.3) | 12% |
| Other | (33.9) | (41.6) | 7.7 | (19%) |
| Cost of sales | (4,426.6) | (5,027.4) | 600.8 | (12%) |
| Gross profit/(loss) | 6,580.5 | 5,742.3 | 838.2 | 15% |
| Taxes, rates and contributions | (2.4) | (7.3) | 4.9 | (67%) |
| (Loss) Recovery of turnover tax | - | (33.1) | 33.1 | (100%) |
| Selling expenses | (2.5) | (40.3) | 37.8 | (94%) |
| Salaries, social security charges and fringe benefits | (61.1) | (39.8) | (21.3) | 54% |
| Fees and compensation for services | (207.2) | (213.1) | 5.9 | (3%) |
| Directors' fees | - | (0.5) | 0.5 | (100%) |
| Per diem, travel and representation expenses | (12.9) | (7.2) | (5.7) | 79% |
| Rental | (7.7) | (9.3) | 1.6 | (17%) |
| Office expenses | (5.0) | (6.0) | 1.0 | (17%) |
| Donations | (0.7) | 0.0 | (0.7) | 100% |
| Other | (4.5) | (9.6) | 5.1 | (53%) |
| Administrative expenses | (299.0) | (286.2) | (12.8) | 4% |
| Other income | 2.9 | 5.5 | (2.6) | (48%) |
| Other expenses | - | (435.8) | 435.8 | (100%) |
| Operating income/(loss) | 6,281.8 | 4,985.6 | 1,296.2 | 26% |
| Commercial interest earned | 135.8 | 92.8 | 43.0 | 46% |
| Interest on loans | (1,533.3) | (2,164.3) | 631.0 | (29%) |
| Commercial and tax interest paid | (435.8) | (57.0) | (378.8) | 665% |
| Bank expenses and commissions | (3.6) | (20.8) | 17.2 | (83%) |
| Exchange difference, net | (10,546.2) | (17,133.2) | 6,587.0 | (38%) |
| Gain/loss on purchasing power parity (RECPAM) | 10,788.8 | 8,631.4 | 2,157.4 | 25% |
| Recovery of property, plant and equipment impairment | - | 3,300.0 | (3,300.0) | (100%) |
| Other financial results | (344.8) | 744.0 | (1,088.8) | (146%) |
| Financial and holding results, net | (1,939.0) | (6,607.1) | 4,668.1 | (71%) |
| Pre-tax profit/(loss) | 4,342.7 | (1,621.5) | 5,964.2 | (368%) |
| Income tax | (3,204.8) | 336.2 | (3,541.0) | (1053%) |
| Income/loss for the year | 1,137.9 | (1,285.3) | 2,423.2 | (189%) |

Summary of activity at December 31, 2019 and 2018

Fiscal year ended December 31:

| | 2019 | 2018 | Variation | Variation % |
|--|------------------|----------------|------------------|---------------|
| Other Comprehensive Income for the year | | | | |
| Benefit plan | (4.0) | (1.7) | (2.3) | 135% |
| Revaluation of property, plant and equipment | (2,589.4) | 7,052.1 | (9,641.5) | (137%) |
| Impact on income tax | 648.3 | (1,762.6) | 2,410.9 | (137%) |
| Other comprehensive income for the year | (1,945.0) | 5,287.8 | (7,232.8) | (137%) |
| Total comprehensive income for the year | (807.1) | 4,002.4 | (4,809.5) | (120%) |

Sales:

Net sales for the year ended December 31, 2019 amounted to \$11,007.1 million, compared with \$10,769.7 million for fiscal year 2018, showing an increase of \$237.4 million (or 2%).

During the fiscal year ended December 31, 2019, 1,701 GW of electricity were sold, thus accounting for a 9% increase compared with the 1,565 GW sold in 2018.

Below is a description of the Company's main revenues, and their variation during the year ended December 31, 2019, as against the previous year:

- (i) \$2,355.0 million from sales under Energía Plus, accounting for a decrease of 11% compared to the \$2,640.3 million sold in 2018.
- (ii) \$3,882.5 million for sales of energy Resolutions Nos. 220/07, representing a 16% decrease with regard to the \$4,643.2 million for 2018.
- (iii) \$509.4 million for sales of energy under Resolutions No. 95 plus Spot, accounting for a 43% decrease with regard to the \$898.7 million for the same period of 2018, as a result of the application of SRRyME Resolution No. 01/2019 which established new remuneration mechanisms.
- (iv) \$4,260.2 million from sales under Resolution No. 21, up 65% from the \$2,587.5 million sold in the same period of 2018.

Cost of sales:

The total cost of sales for the year ended December 31, 2019 reached \$4,426.6 million, compared with \$5,027.4 million for fiscal year 2018, thus accounting for a decrease of \$600.8 million (or 12%).

Below is a description of the main costs of sales of the Company, in millions of pesos, and their behavior during the year, compared with the previous fiscal year:

- (i) \$1,522.9 million from purchases of electricity, which accounted for a 22% drop compared with the \$1,953.6 million for fiscal year 2018, due to lower sales of GW under Energía Plus.
- (ii) \$110.2 million for gas and diesel consumption at the plant, representing a decrease of 81% as against the \$566.5 million recorded in fiscal 2018.

Summary of activity at December 31, 2019 and 2018

- (iii) \$828.4 million for maintenance services, a rise of 18% compared with the \$701.2 million recorded in fiscal year 2018. This variation was due to the variation in the dollar exchange rate and the start-up of new turbines.
- (iv) \$1,495.0 million for depreciation of PP&E, up 8% from the \$1,386.5 million recorded in fiscal year 2018. This variation resulted mainly from the higher depreciation value under the buildings, facilities and machinery headings due to their revaluation in 2019 and 2018.
- (v) \$320.2 million for salaries and social security contributions, up 26% from the \$254.7 million recorded in 2018.
- (vi) \$78.1 million for insurance, which accounted for a 5% increase compared with the \$74.3 million for fiscal year 2018.

Gross income/(loss):

Gross income for the year ended December 31, 2019 was \$6,580.5 million, compared with income of \$5,742.3 million for fiscal year 2018, accounting for a decrease of 15%. This is due to the variation in the exchange rate and the commercial authorization of the new turbines.

Selling expenses:

Selling expenses for the year ended December 31, 2019 amounted to \$2.5 million, compared with the \$40.3 million for fiscal year 2018, accounting for a variation of \$38.0 million (or 94%).

Administrative expenses:

Administrative expenses for the year ended December 31, 2019 amounted to \$299.0 million, compared with the \$286.2 million recorded in fiscal year 2018, accounting for an increase of \$12.8 million (or 4 %).

The main components of the Company's administrative expenses are listed below:

- (i) \$207.2 million in fees and compensation for services, a decrease of 3% compared with the \$213.1 million recorded in the previous year.
- (ii) \$7.7 million in rental costs, which accounted for a decrease of 17% compared with the \$9.3 million recorded in the previous year.

Operating income/(loss):

Operating income for the year ended December 31, 2019 was \$6,281.8 million, compared with income of \$4,985.6 million for the year 2018, accounting for a 26% increase.

Summary of activity at December 31, 2019 and 2018

Financial results:

Financial results for the fiscal year ended December 31, 2019 amounted to a total loss of \$1,939.0 million, compared with the loss of \$6,607.1 million recorded in fiscal year 2018, which accounted for a decrease of 71%.

The most noticeable aspects of the variation are:

- (i) \$1,532.0 million loss corresponding to financial interest, a decrease of 29% compared with the \$2,164.3 million loss recorded in fiscal year 2018 as a result of an increase in the financial debt generated by investment projects and intercompany debts.
- (ii) \$344.8 million gain on other financial income, accounting for a decrease of 146% compared with the \$744.0 million gain recorded in the previous fiscal year.
- (iii) \$10,546.2 million loss due to net exchange differences, accounting for a decrease of 38% compared with the \$17,133.2 million loss recorded in the previous fiscal year.
- (iv) \$10,788.8 million gain on PPP (RECPAM), accounting for an increase of 25% compared with the \$8,631.4 million gain recorded in the previous fiscal year.

Income/(loss) before taxes:

The Company reported income before tax of \$4,342.7 million for the fiscal year ended December 31, 2019, which accounted for a 368% increase compared with the loss of \$1,621.5 million recorded in the previous fiscal year.

Income tax loss for the current year amounted to \$3,204.8 million, compared with the \$336.2 million recorded in the previous fiscal year.

Net income/loss:

For the year ended December 31, 2019, the Company recorded net income amounting to \$1,137.9 million, accounting for an increase of 189% considering the loss of \$1,285.3 million recorded in fiscal year 2018.

Comprehensive income:

Other comprehensive loss for the period was worth \$1,945.0 million in the fiscal year ended December 31, 2019, accounting for a 137% decrease compared with the same period of 2018, and included the revaluation of property, plant and equipment and its effect on income tax as well as the pension plan.

Total comprehensive loss for the period amounted to \$807.1 million, representing a 120% decrease compared to comprehensive income of \$4,002.4 million for the same period of 2018.

Summary of activity at December 31, 2019 and 2018

2. Equity figures presented comparatively with the previous fiscal year:
(in millions of pesos)

| | 12/31/2019 | 12/31/2018 | 12/31/2017 |
|-------------------------------------|-----------------|-----------------|-----------------|
| Non-Current Assets | 42,112.4 | 37,141.7 | 24,681.2 |
| Current assets | 6,092.8 | 5,909.3 | 4,978.3 |
| Total assets | 48,205.2 | 43,051.0 | 29,659.5 |
| Equity | 9,259.0 | 10,066.2 | 6,063.8 |
| Total equity | 9,259.0 | 10,066.2 | 6,063.8 |
| Non-current liabilities | 30,217.4 | 25,117.6 | 18,529.7 |
| Current liabilities | 8,728.8 | 7,867.2 | 5,066.0 |
| Total liabilities | 38,946.2 | 32,984.8 | 23,595.7 |
| Total liabilities and equity | 48,205.2 | 43,051.0 | 29,659.5 |

3. Income statement figures presented comparatively with the previous fiscal year:
(in millions of pesos)

| | 12/31/2019 | 12/31/2018 | 12/31/2017 |
|-----------------------------------|----------------|------------------|----------------|
| Ordinary operating income | 6,281.8 | 4,985.6 | 2,565.5 |
| Financial and holding results | (1,939.1) | (6,607.1) | (2,988.2) |
| Ordinary net income | 4,342.8 | (1,621.5) | (422.7) |
| Income tax | (3,204.8) | 336.2 | 799.5 |
| Net income/loss | 1,138.0 | (1,285.3) | 376.8 |
| Other comprehensive income | (1,945.0) | 5,287.8 | - |
| Total comprehensive income | (807.1) | 4,002.4 | 376.8 |

Summary of activity at December 31, 2019 and 2018

4. Cash flow figures presented comparatively with the previous fiscal year:
(in millions of pesos)

| | 12/31/2019 | 12/31/2018 | 12/31/2017 |
|--|-------------|--------------|------------------|
| Cash generated by operating activities | 5,175.0 | 3,070.9 | 4,894.6 |
| Cash (used in) investing activities | (4,929.0) | (2,577.0) | (9,721.9) |
| Cash (used in) financing activities | (209.4) | (345.3) | 3,632.9 |
| Increase in cash and cash equivalents | 36.6 | 148.7 | (1,194.4) |

5. Ratios compared with the previous year:

| | 12/31/2019 | 12/31/2018 | 12/31/2017 |
|-----------------------------|------------|------------|------------|
| Liquidity (1) | 0.70 | 0.75 | 4.44 |
| Creditworthiness (2) | 0.24 | 0.31 | 0.35 |
| Tied-up capital (3) | 0.87 | 0.86 | 0.67 |
| Indebtedness ratio (4) | 3.44 | 3.77 | 6.46 |
| Interest coverage ratio (5) | 5.07 | 2.94 | 3.05 |
| Return on equity (6) | 0.12 | (0.16) | 0.08 |

(1) Current Assets / Current Liabilities

(2) Equity / Total Liabilities

(3) Non-current Assets / Total Assets

(4) Financial debt / annual EBITDA (*)

(5) Annual EBITDA (*) / accrued annual financial interest

(6) Net income/(loss) for the year (it does not include Other comprehensive income)/total net equity

(*) Amount not covered by the Audit Report.

6. Brief remarks on the outlook for fiscal year 2020

Commercial and operating sectors

Company's management expects to continue operating and normally maintaining the various generating units to maintain high levels of availability in 2020. The fact of introducing more efficient group machines to the Electricity System would imply obtaining higher levels of dispatch, and thus, increasing the generation of electricity.

Financial position

In fiscal year 2020, the Company aims at optimizing its financing structure, ensuring the proper operation of power plants, and obtaining financing for the closing to cycle projects awarded under Resolution No. 287/17.

ADDITIONAL INFORMATION REQUIRED BY SECTION 12, CHAPTER III, TITLE IV, OF THE NATIONAL SECURITIES COMMISSION REGULATIONS, FOR THE YEAR ENDED DECEMBER 31, 2019

General matters referred to the activity of GMSA

1. Specific and significant legal systems that imply contingent extinguishment or inception of benefits included in those provisions.

There are none.

2. Significant changes in the company activities or similar circumstances that took place during the fiscal years corresponding to the financial statements, that affect their comparability with those presented in previous years, or that could affect comparability with those to be presented in future years.

None.

3. Breakdown of balances receivable and debts according to their aging and due date.

| | Trade receivables | Other receivables | Trade payables | Loans | Salaries and social security liabilities | Tax payables and deferred tax liability | Defined benefit plan |
|----------------------------|----------------------|----------------------|----------------------|-----------------------|--|---|----------------------|
| | \$ | | | | | | |
| Falling due within | | | | | | | |
| First quarter | 2,382,675,544 | 1,774,639,340 | 2,398,242,534 | 2,177,765,564 | 70,036,060 | 164,095,412 | 719,576 |
| 2nd quarter | - | 35,363,044 | 195,144,267 | 349,148,183 | 2,983,271 | - | 719,575 |
| 3rd quarter | - | 35,363,044 | 419,230,000 | 1,038,497,442 | 2,983,271 | - | 719,575 |
| 4th quarter | - | 113,681,256 | - | 303,117,189 | 2,983,271 | - | 719,575 |
| More than 1 year | - | 2,783,520,706 | 1,466,099,378 | 22,919,100,069 | - | 5,807,301,946 | 24,886,666 |
| Subtotal | 2,382,675,544 | 4,742,567,390 | 4,478,716,179 | 26,787,628,447 | 78,985,873 | 5,971,397,358 | 27,764,967 |
| Past due | 655,609,385 | - | 1,601,326,221 | - | - | - | - |
| Without stated term | - | - | - | - | - | - | - |
| Total at 12/31/2019 | 3,038,284,929 | 4,742,567,390 | 6,080,042,400 | 26,787,628,447 | 78,985,873 | 5,971,397,358 | 27,764,967 |
| Non-interest bearing | 3,038,284,929 | 1,981,258,732 | 4,403,938,666 | - | 78,985,873 | 5,826,490,877 | 27,764,967 |
| At fixed rate | - | 2,731,659,544 | 1,676,103,734 | (1) 24,981,506,266 | - | 144,906,481 | - |
| At floating rate | - | 29,649,114 | - | (1) 1,806,122,181 | - | - | - |
| Total at 12/31/2019 | 3,038,284,929 | 4,742,567,390 | 6,080,042,400 | 26,787,628,447 | 78,985,873 | 5,971,397,358 | 27,764,967 |

(1) See Note 17 to the Financial Statements at December 31, 2019.

4. Breakdown of receivables and debts according to the financial impact of maintaining the balances.

| Captions | Type and amount of foreign currency | Closing exchange rate (1) | Amount recorded at 12/31/2019 | Amount recorded at 12/31/2018 |
|--|-------------------------------------|---------------------------|-------------------------------|-------------------------------|
| \$ | | | | |
| ASSETS | | | | |
| CURRENT ASSETS | | | | |
| Cash and cash equivalents | | | | |
| Cash | USD 1,400 | 59.69 | 83,566 | 80,762 |
| Banks | USD 11,844,234 | 59.69 | 706,982,348 | 94,717,164 |
| Trade receivables | | | | |
| Trade receivables - Energía Plus | USD 6,851,409 | 59.69 | 408,960,608 | 363,607,797 |
| Trade receivables - Res. No. 220/07 - Res. No. 1/19 - Res. No. 21/17 | USD 41,341,272 | 59.69 | 2,467,660,548 | 1,800,665,904 |
| Trade receivables - Rental of tanks | USD 641,404 | 59.69 | 38,285,379 | 37,000,745 |
| Total current assets | | | 3,621,972,449 | 2,296,072,372 |
| Total Assets | | | 3,621,972,449 | 2,296,072,372 |
| LIABILITIES | | | | |
| CURRENT LIABILITIES | | | | |
| Trade payables | | | | |
| Related parties | USD 22,037,389 | 59.79 | 1,317,615,472 | 731,862,460 |
| Suppliers | USD 38,624,439 | 59.89 | 2,313,217,644 | 239,784,278 |
| Suppliers | SEK 72,470,573 | 6.46 | 468,493,263 | 1,774,984,421 |
| Financial debt | | | | |
| Loan | USD 50,076,001 | 59.89 | 2,999,051,722 | 3,433,002,278 |
| Total current liabilities | | | 7,098,378,101 | 6,179,633,437 |
| NON-CURRENT LIABILITIES | | | | |
| Trade payables | | | | |
| Suppliers | USD 24,479,869 | 59.89 | 1,466,099,378 | 1,271,319,757 |
| Suppliers | SEK - | 6.46 | - | 521,726,630 |
| Financial debt | | | | |
| Loan | USD 377,477,458 | 59.89 | 22,607,124,947 | 19,477,583,534 |
| Total non-current liabilities | | | 24,073,224,325 | 21,270,629,921 |
| Total liabilities | | | 31,171,602,426 | 27,450,263,358 |

(1) Banco Nación exchange rate prevailing at year-end. An average exchange rate is applied to intercompany balances.

5. Intercompany:

Participation percentage in intercompany:

There are no interests in intercompany.

Accounts payable and receivable with intercompany:

See Note 32.1) to the financial statements at December 31, 2019.

6. Trade receivables or loans against directors, syndics, members of the surveillance committee or their relatives in the second degree inclusive.

See Note 32 to the Financial Statements at December 31, 2019.

7. Frequency and scope of the physical inventory of materials and spare parts.

The Company keeps a permanent record of its inventories, verifying it on a yearly basis.

There are no impaired, damaged, out of service or idle assets.

Current values

8. Source of the data used in calculating the current values for the valuation of inventories, property, plant and equipment, and other significant assets.

See Note 4 to the financial statements at December 31, 2019.

Property, plant and equipment

9. Release of the Reserve for technical revaluation when part of it had been previously reduced to absorb losses.

There are none.

10. Value of unused Property, plant and equipment due to obsolescence.

There are none.

Equity interest in other companies

11. Interests in other companies in excess of the limit authorized by Section 31 of Law No. 19550.

There are none.

Recoverable values

12. Criteria followed to determine significant recoverable values of the headings Property, plant and equipment and Material and spare parts, applied as the limit to their accounting valuation.

See Note 4 to the financial statements at December 31, 2019.

Insurance

| Kind of risk | Insured amount 2019 | Insured amount 2018 |
|---|---|---|
| Operational all-risk - material damages | USD 539,980,000 | USD 643,345,092 |
| Operational all risk - Loss of profit | USD 137,179,863 | USD 160,919,240 |
| Contractors' all-risk - enlargement of power plants - material damages | USD 337,000,000 | USD 341,000,000 |
| Contractors' all-risk - enlargement of power plants - advance loss of profit (alop) | USD 116,986,000 | USD 116,986,000 |
| Civil liability (excess coverage) | USD 9,000,000 | USD 9,000,000 |
| Civil liability (primary) | USD 6,000,000 | USD 6,000,000 |
| Directors and Officers liability insurance | USD 15,000,000 | USD 15,000,000 |
| Automobile | \$ 7,329,000 | \$ 4,315,940 |
| Transportation insurance, Argentine and international market | USD 10,000,000 | USD 10,000,000 |
| Transportation insurance for turbines | USD 133,000,000 | USD 133,000,000 |
| Directors' bond | \$ 450,000 | \$ 450,000 |
| Customs bond | \$ 152,389,251 | \$ 327,515,905 |
| Financial bond | - | - |
| Environmental insurance | \$ 90,476,474 | \$ 68,539,821 |
| Contract execution bond | \$ 450,000 | \$ 400,000 |
| ENES Bond | \$ 263,500,345 | \$ 377,863,470 |
| Bond for commercial authorization of projects | \$ 1,409,456,286 | \$ 414,485,316 |
| Bond to secure offer maintenance | - | - |
| Judicial bond | \$ 5,000,000 | \$ 5,000,000 |
| Equipment technical insurance | USD 305,234 | USD 256,205 |
| Personal accidents | \$ 750,000 | \$ 750,000 |
| Personal accidents | USD 1,000,000 | USD 1,000,000 |
| Life insurance - mandatory life insurance | \$ 68,750 | \$ 55,000 |
| Life - mandatory group life insurance (LCT, employment contract law) | Disability: 1 salary per year Death: 1/2 salary per year | Disability: 1 salary per year Death: 1/2 salary per year |
| Life - Additional group life insurance | 24 salaries | 24 salaries |

Insurance is bought at market values, which widely cover accounting values.

Operational all-risk:

All-risk insurance covers all the risks of loss or physical damage caused to property owned by or under the charge of the insured while situated in the place(s) described in the policy, provided that such damage occurs accidentally, suddenly or unexpectedly, and makes it necessary to repair and/or replace such property as a direct consequence of any of the risks covered by the policy. This policy includes coverage for loss of profit, with the aim of covering the losses caused by the interruption of the activities as a result of the accident, both as regards the profit that is no longer obtained and the expenses the Company continues to bear despite its inactivity, such that the insured may be in the same financial situation as if the accident had not occurred.

Construction all-risk and ALOP:

Contractors' all-risk insurance covers all accidental or unforeseeable damages occurred during the execution of a civil work, including damages caused by acts of God, provided they are not expressly excluded in the policy.

Regarding coverage for delay in start-up (Alop), the expected margin of the business for the sale of energy and power is insured, discounting variable costs during the period of repair or replacement of the event occurred.

Civil liability:

These policies cover underlying civil liability of the insured, as a result of injuries and/or death of third parties and/or damages to property of third parties, caused and /or derived from the development of the insured activity and product liability, subject to the terms, conditions, limitations and exclusions contained in the policy.

They are structured as follows:

An individual policy for each of the Group companies was taken out, with a compensation limit of USD 1,000,000 - per event and two reinstatements during the effective term of the policy.

In addition, an insurance policy common to all companies has been taken out with a compensation limit of USD 9,000,000- per event and during the effective term of the policy in excess of USD 1,000,000 - (individual policies), with two reinstatements exclusively for operations liability and without reinstatement for product liability.

Directors and Officers (D&O) liability insurance:

This policy covers all actions or decision making of directors and/or executives as such, outside the professional service or company where they work; for example, dismissal of employees, hiring, financial decisions, advertising and marketing, merger or acquisitions, shareholders' statements, accounting records, which may be performed with negligence or fault, error or imprudence and cause an economic damage to an employee, shareholder or third party. It does not cover malicious intent.

It also covers the company in case of stock-exchange claims or from holders of bonds or securities.

It covers the personal equity of present, past or future directors and/or executives, and the company's exposure to capital market issues.

Automobile insurance:

This insurance covers the damage to own vehicles as well as extra-contractual civil liability of the owner, user or driver of the automobile involved in an accident where third parties are injured or die.

Personal accidents insurance:

Covers death and disability risks and medical attention and pharmaceutical expenses resulting from work-related accidents.

Transport insurance:

The Company has an insurance policy that covers transportation of all generators of Grupo Albanesi under the modality of sworn statement to be presented monthly in arrears. It covers losses or damages of goods of the insured as a result of its mobilization during transportation, which may be international, national or urban, either by land, air or sea.

Directors' bond:

This guarantee is required by the General Companies Law (Law 19550, Section 256, paragraph 2) from directors of corporations and members of the administrative bodies of other companies (LLC, joint stock company). This guarantee covers the Company in case of non-compliance with obligations by Directors or Managing partners while performing their duties.

Customs Guarantees:

Temporary imports: this guarantee avoids the payment of pertinent duties for the entry of goods into the country, provided that they are exported in a term determined, at which time the guarantee is released.

Temporary export: the amount of pertinent duties are guaranteed for the export of those exported goods which will be re-imported.

Financial bond:

It guarantees that the money received by the customer on account of advance, will be applied to the effective compliance with the contract agreed upon.

Contract execution bond:

It guarantees the compliance with all the obligations established in the contract and in the specifications of the call for bids. This policy has unlimited duration; it is released when returned or upon the provisional reception of the work without observations.

ENES Bond:

Staggered shipping: Import or export of goods by means of the staggered shipping system. This bond covers eventual differences arising from the tax treatment of partial shipments as compared to one global shipment.

Judicial bond:

Insurance bond for judicial guarantees provides litigants with an appropriate means to guarantee their procedural obligations when the respective Code so requires.

These coverages apply both in cases in which the judge hearing the case has ordered the lock of a provisional remedy, and in those in which the constitution of a counterbond has been arranged. Replacement of provisional remedies: the provisional remedy can be substituted by the defendant in a lawsuit through this policy, thereby releasing the equity affected by such measure.

Counterbond: it is the guarantee that must be provided by the person who has requested the lock of a provisional remedy to guarantee the damages that may arise in case of having requested it without right.

Environmental bond:

The environmental bond for damage with group incidence covers the environmental bond established by the General Environmental Law No. 25675, Section 22, as required by the enforcement authorities.

Technical insurance for contractors' equipment:

It covers the damage that machinery and equipment might suffer from the moment they enter into use for their specific function and/or are placed in storage, including any transportation by land.

Mandatory life insurance:

Mandatory life insurance is a coverage that the employer is obliged to take out on behalf of its employees. It covers the risk of death of worker in an employment relationship, for any cause, without limitations of any kind, 24 hours a day, in or outside the country.

The insured amount is \$ 68,750, as established by the National Insurance Superintendency.

Life insurance (LCT, employment contract Law):

This insurance covers underlying obligations from the Employment Contract Law, if the company has to pay compensation in case of a total and permanent disability or death of the employee, whichever the cause.

Group life insurance A Multiple of salary

The Company has taken out a group life insurance policy, on behalf of all Group employees. It grants compensation in case of death, double severance pay in case of accidental death, partial losses due to accident, advances for terminal diseases, organ transplant and birth of child after the employee's death.

Positive and negative contingencies

13. Elements considered to calculate provisions whose balances, considered individually or in the aggregate, exceed 2% of the equity.

See Note 4.15 to the financial statements at December 31, 2019.

14. Contingent situations not accounted for at the date of the Financial Statements.

There are none.

Irrevocable advances on account of future subscriptions

15. Status of the capitalization procedure.

There are none.

16. Unpaid cumulative dividends on preferred shares

There are none.

17. Conditions, circumstances or terms for the removal of restrictions on the distribution of unappropriated earnings.

See Note 14 to the financial statements at December 31, 2019.

Free translation from the original prepared in Spanish for publication in Argentina

INDEPENDENT AUDITORS' REPORT

To the President and Directors of
Generación Mediterránea S.A.
Legal address: Leandro N. Alem 855 - 14th Floor
City of Buenos Aires
Tax Code No. 30-68243472-0

Report on the financial statements

We have audited the attached financial statements of Generación Mediterránea S.A.(the Company), which consist of the statement of financial position as of December 31, 2019, the statement of comprehensive income, statement of changes in equity and cash flow statement for the year then ended, as well as a summary of the most significant accounting policies and other explanatory information.

The balances and other information corresponding to the fiscal year 2018 are an integral part of the audited financial statements mentioned above; therefore, they must be considered in connection with these financial statements.

Board's responsibility

The Board of Directors of the Company is responsible for the preparation and reasonable presentation of these financial statements under International Financial Reporting Standards (IFRS) adopted by the Argentine Federation of Professional Councils in Economic Sciences (FACPCE) as professional accounting standards and incorporated into the regulations of the National Securities Commission (CNV), as approved by the International Accounting Standards Board (IASB). Further, the Board of Directors is responsible for the existence of adequate internal control to prepare financial statements free of any material misstatements due to error or irregularities.

Auditors' responsibility

Our responsibility is to express an opinion on the attached financial statements, based on our audit. We performed our audit in accordance with International Standards on Auditing, which were adopted in Argentina by the FACPCE (Argentine Federation of Professional Councils in Economic Sciences) through Technical Pronouncement No. 32 and its corresponding circular letters on adoption. These standards require that we comply with ethical requirements, and plan and perform the audit to obtain reasonable assurance whether the financial statements are free from any material misstatements.

An audit involves performing procedures to obtain audit evidence about the amounts and other information disclosed in the financial statements. The procedures selected depend on the auditor's

judgment, including the assessment of the risks of material misstatement in the financial statements due to fraud or error. In making those risk assessments, the auditor must consider internal control relevant to the Company's preparation and reasonable presentation of the financial statements in order to design audit procedures that are appropriate in the circumstances, but not for the purpose of expressing an opinion on the effectiveness of the Company's internal control. An audit also includes evaluating the appropriateness of accounting policies used and the reasonableness of significant estimates made by the Company's management, as well as evaluating the overall presentation of the financial statements.

We believe that the audit evidence we have obtained is sufficient and appropriate to provide a basis for our audit opinion.

Opinion

In our opinion, the financial statements mentioned in the first paragraph of this report present fairly, in all material respects, the financial position of Generación Mediterránea S.A. as of December 31, 2019, as well as the comprehensive income and cash flows for the fiscal year then ended, in accordance with International Financial Reporting Standards.

Report on compliance with current regulations

In accordance with current regulations, we report, in connection with Generación Mediterránea S.A., that:

- a) the financial statements of Generación Mediterránea S.A. have been transcribed into the Inventory and Balance Sheet book and as regards those matters that are within our field of competence, they are in compliance with the provisions of the General Companies Law and pertinent resolutions of the National Securities Commission;
- b) the financial statements of Generación Mediterránea S.A. arise from accounting records carried in all formal respects in conformity with legal provisions which maintain the security and integrity conditions based on which they were authorized by the National Securities Commission;
- c) we have read the Summary of Activity and the additional information to the Notes to the condensed interim Financial Statements required by Section 12, Chapter III, Title IV of the National Securities Commission regulations, on which, as regards those matters that are within our competence, we have no observations to make;

Free translation from the original prepared in Spanish for publication in Argentina

- d) at December 31, 2019 the debt accrued by Generación Mediterránea S.A. in favor of the Argentine Integrated Social Security System according to the Company's accounting records amounted to \$ 8,713,436, none of which was claimable at that date.
- e) as required by section 21, subsection b), Chapter III, Part VI, Title II of the rules issued by the National Securities Commission, we report that total fees for auditing and related services billed to the Company during the fiscal year ended December 31, 2019 account for:
 - e.1) 75% of the total fees for services billed to the Company for all items during that fiscal year;
 - e.2) 40% of the total fees for auditing services and related services billed to the Company, its parent companies, subsidiaries and related companies during that year;
 - e.3) 25% of the total fees for services billed to the Company, its parent companies, subsidiaries and related companies for all items during that year;
- f) we have applied for Generación Mediterránea S.A. the money laundering abatement and anti-terrorist financing procedures comprised in the professional standards issued by the Professional Council in Economic Sciences for the City of Buenos Aires.

City of Buenos Aires, March 10, 2020

PRICE WATERHOUSE & CO. S.R.L.

(Partner)

Raúl Leonardo Viglione

Report of the Syndics' Committee

To the Shareholders of
Generación Mediterránea S.A.

1. In accordance with Section 294 of Law No. 19550, the standards issued by the National Securities Commission (CNV) and Regulations of the Buenos Aires Stock Exchange, we have examined the statement of financial position of Generación Mediterránea S.A. at December 31, 2019, and the related statement of comprehensive income, statement of changes in equity and cash flow statement for the year then ended and complementary notes. Further, we have examined the Annual Report of the Board of Directors for that fiscal year. The preparation and issuance of these financial statements are the responsibility of Generación Mediterránea S.A.

2. Our examination was carried out in accordance with standards applicable to syndics. These standards require that the examinations of the financial statements be performed in accordance with current auditing standards, and include the verification of the fairness of the significant information contained in the documents examined and their consistency with the information on corporate decisions, which are known to us, as disclosed in the Board and Shareholders' meeting minutes, as well as the conformity of those decisions with the law and by-laws insofar as concerns formal and documentary aspects. To fulfill our professional duties, we have reviewed the work done by the external auditors, Price Waterhouse & Co. S.R.L., who issued their unqualified report on the same date of this report. An audit requires that the auditors plan and perform the work to obtain reasonable assurance that the financial statements are free of material misstatements or significant errors. An audit includes examining, on a selective test basis, the judgmental elements supporting the disclosures in the financial statements, assessing the accounting standards used, the significant estimates made by the Company, and the overall financial statement presentation. We have not assessed the administrative, financing, marketing and operating business criteria as these matters fall within the exclusive competence of the Board of Directors and Shareholders' meeting.

3. Furthermore, with regard to the Annual Report for the fiscal year ended December 31, 2019, we have verified that it contains the information required by Section 66 of the General Companies Law No. 19550, Law 26831 as amended, and as regards those matters that are within our field of competence, the figures shown therein agree with the Company's accounting records and other pertinent documentation.

4. We have verified compliance by the Directors in office with the qualification bonds as of the date of presentation of the financial statements at December 31, 2019, as called for by item 1.4 of Appendix I to Technical Pronouncement No. 16 issued by the Argentine Federation of Professional Councils in Economic Sciences.

5. Based on the work done with the scope described above, we report that:

- a. In our opinion, the financial statements of Generación Mediterránea S.A. present fairly, in all material respects, its financial position at December 31, 2019, its comprehensive income, changes in its equity and the cash flow for the year then ended, in conformity with professional accounting standards in force in the City of Buenos Aires, and CNV regulations;

- b. As regards those matters that are within our competence, we have no comments to make in connection with the Annual Report of the Board of Directors, any statement referred to future events being their exclusive responsibility;
- c. Regarding the independence of the external auditors, the quality of the auditing policies applied by the auditor and the accounting policies of Generación Mediterránea S.A., the report of the external auditors includes the representation of having applied auditing standards in effect in Argentina, which comprise independence requirements, and has no qualifications as regards the application of such standards or professional accounting standards in force in Argentina, and we have no observations to make in connection with the accounting policies mentioned above;
- d. The provisions of CNV Resolution No. 606, referred to the presentation of the report on compliance with the Code of Corporate Governance, have been duly fulfilled.
- e. As provided for by CNV regulations, we report that we have read the report of the external auditors, from which it follows that:
 - i. the auditing standards applied are the ones approved by the Professional Council in Economic Sciences for the City of Buenos Aires, which comprise independence requirements, and
 - ii. the financial statements have been prepared under International Financial Reporting Standards (IFRS), adopted by the Argentine Federation of Professional Councils in Economic Sciences (FACPCE) as professional accounting standards and incorporated into the regulations of the National Securities Commission (CNV), as approved by the International Accounting Standards Board (IASB).
- f. We have applied money laundering abatement and anti-terrorist financing procedures, as established by the professional standards issued by the Argentine Federation of Professional Councils in Economic Sciences.

In the exercise of the legality control falling within our field of competence, during the year we have applied the other procedures described in section 294 of the General Companies Law that we considered necessary under the circumstances, and we have no observations to make.

City of Buenos Aires, March 10, 2020

For the Syndics' Committee
Marcelo P. Lerner
Full Syndic